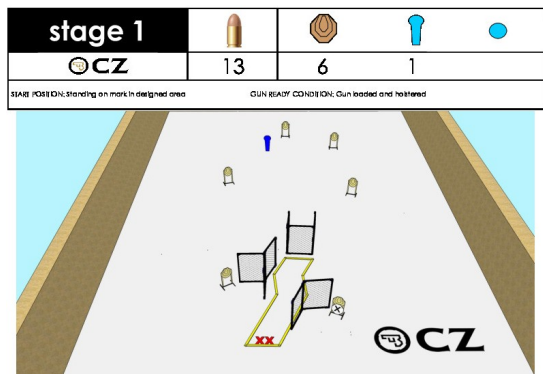


CZ Champions Cup 2020 - FINAL - Stage 1 - 2021-06-05



Stage Results - Classic

Place	Name	No.	Class	Div	PF	Points	Pen	Time	Hit Factor	Stage Pts	Stage %
1	Jedlička, Jiří	44	U	C	Min	63	0	9.35	6.7380	65.0000	100.00 %

Stage Results - Open

Place	Name	No.	Class	Div	PF	Points	Pen	Time	Hit Factor	Stage Pts	Stage %
1	Šebo, Robin	121	U	O	Maj	63	0	6.03	10.4478	65.0000	100.00 %
2	Havlíček, Miroslav	31	U	O	Maj	61	0	5.87	10.3918	64.6520	99.46 %
3	Šerá, Martina	123	U	O	Maj	58	0	6.02	9.6346	59.9407	92.22 %
4	Běhal, Jiří	5	U	O	Maj	59	0	6.41	9.2044	57.2643	88.10 %
5	NAVRÁTIL, Martin	85	U	O	Maj	59	0	6.44	9.1615	56.9976	87.69 %
6	Šebo, Petr	120	U	O	Maj	63	0	7.11	8.8608	55.1266	84.81 %
7	Glac, Martin	27	U	O	Maj	62	0	7.05	8.7943	54.7133	84.17 %
8	Šustrová, Kateřina	144	U	O	Maj	64	0	7.44	8.6022	53.5177	82.33 %
9	Novotný, Jaroslav	94	U	O	Maj	61	0	7.21	8.4605	52.6362	80.98 %
10	Praschinger, Edgar	105	U	O	Maj	62	0	7.46	8.3110	51.7062	79.55 %
11	Novotná, Natálie	93	U	O	Maj	63	0	8.07	7.8067	48.5688	74.72 %
12	Richter, Petr	112	U	O	Maj	58	0	7.65	7.5817	47.1690	72.57 %
13	Šerý, Jiří	125	U	O	Maj	60	0	8.31	7.2202	44.9201	69.11 %
14	Samek, Petr	118	U	O	Maj	56	10	6.41	7.1763	44.6468	68.69 %
15	Šerá, Michaela	124	U	O	Maj	58	0	8.60	6.7442	41.9585	64.55 %
16	Žáček, Milan	164	U	O	Maj	52	10	9.76	4.3033	26.7725	41.19 %

Stage Results - PCC

Place	Name	No.	Class	Div	PF	Points	Pen	Time	Hit Factor	Stage Pts	Stage %
1	Ženčár, Pavol	169	D	PCC	Min	57	0	4.88	11.6803	65.0000	100.00 %
2	Mach, Lukáš	73	D	PCC	Min	57	0	5.64	10.1064	56.2411	86.52 %
3	Maska, Richard	77	D	PCC	Min	63	0	6.25	10.0800	56.0943	86.30 %
4	Slavík, Daniel	131	D	PCC	Min	61	0	6.33	9.6367	53.6271	82.50 %
5	Synek, Miloš	148	D	PCC	Min	59	0	6.35	9.2913	51.7055	79.55 %
6	Musil, Eduard	83	D	PCC	Min	59	0	6.48	9.1049	50.6682	77.95 %
7	Bindik, Franta	7	D	PCC	Min	63	0	7.12	8.8483	49.2401	75.75 %
8	Rataj, Jan	111	D	PCC	Min	61	0	7.05	8.6525	48.1503	74.08 %
9	Tomaščin, Andrej	151	D	PCC	Min	57	0	6.67	8.5457	47.5562	73.16 %
10	Heglas, Jakub	32	D	PCC	Min	59	0	7.23	8.1604	45.4121	69.86 %
11	Peša, Jaroslav	98	D	PCC	Min	61	0	7.55	8.0795	44.9615	69.17 %
12	Waldschütz, Wolfgang	163	D	PCC	Min	57	0	7.11	8.0169	44.6132	68.64 %
13	Stundner, David	140	D	PCC	Min	63	0	7.94	7.9345	44.1548	67.93 %
14	Kubáč, Vítězslav	61	D	PCC	Min	57	0	7.30	7.8082	43.4521	66.85 %
15	Vinduška, Václav	159	D	PCC	Min	58	10	6.29	7.6312	42.4667	65.33 %
16	Sudek, Lukáš	141	D	PCC	Min	51	0	6.86	7.4344	41.3718	63.65 %
17	Kopřiva, Martin	58	D	PCC	Min	63	0	8.91	7.0707	39.3479	60.54 %
18	Cimbůrek, Lukáš	16	D	PCC	Min	59	0	8.38	7.0406	39.1802	60.28 %

19	Radkovič, Michal	108	D	PCC	Min	55	0	8.00	6.8750	38.2588	58.86 %
20	Korecký, Jan	59	D	PCC	Min	61	0	8.99	6.7853	37.7597	58.09 %
21	Šustr, Miloš	143	D	PCC	Min	55	0	8.17	6.7319	37.4627	57.63 %
22	Karlin, Marcus	49	D	PCC	Min	53	0	8.09	6.5513	36.4574	56.09 %
23	Toman, Petr	150	D	PCC	Min	63	0	9.69	6.5015	36.1805	55.66 %
24	Meleš, Radovan	79	D	PCC	Min	59	0	9.21	6.4061	35.6493	54.85 %
25	Rozehnal, Pavel	115	D	PCC	Min	63	10	8.28	6.4010	35.6208	54.80 %
26	Luža, Jaroslav	72	D	PCC	Min	59	0	9.26	6.3715	35.4568	54.55 %
27	Novotna, Marta	92	D	PCC	Min	55	0	8.67	6.3437	35.3022	54.31 %
28	Žolnay, Pavol	171	D	PCC	Min	52	10	6.65	6.3158	35.1468	54.07 %
29	Pevek, Markus	99	D	PCC	Min	57	0	9.06	6.2914	35.0110	53.86 %
30	Zalejský, Rostislav	166	D	PCC	Min	53	0	8.54	6.2061	34.5363	53.13 %
31	Plzák, Jiří	102	D	PCC	Min	61	0	10.10	6.0396	33.6099	51.71 %
32	Svoboda, Jiří	145	D	PCC	Min	58	10	8.02	5.9850	33.3062	51.24 %
33	Ladisich, Robert	67	D	PCC	Min	61	0	10.38	5.8767	32.7032	50.31 %
34	Kastl, Christoph	52	D	PCC	Min	57	0	9.91	5.7518	32.0081	49.24 %
35	Bartoš, Richard	3	D	PCC	Min	61	0	11.80	5.1695	28.7678	44.26 %
36	Plzák, Jan	101	D	PCC	Min	57	0	11.05	5.1584	28.7059	44.16 %
37	Vysloužil, Tomáš	162	D	PCC	Min	52	20	6.40	5.0000	27.8246	42.81 %
38	Bouda, Lukáš	8	D	PCC	Min	50	10	8.44	4.7393	26.3740	40.58 %
39	Zalejská, Draha	165	D	PCC	Min	43	0	9.74	4.4148	24.5679	37.80 %
40	Spanhelova, Tereza	137	D	PCC	Min	59	10	11.49	4.2646	23.7320	36.51 %
41	Ladisich, Sonja	68	D	PCC	Min	65	0	22.44	2.8966	16.1194	24.80 %

Stage Results - Production

Place	Name	No.	Class	Div	PF	Points	Pen	Time	Hit Factor	Stage Pts	Stage %
1	Štěpán, Michal	138	U	P	Min	63	0	6.78	9.2920	65.0000	100.00 %
2	Kužel, Zdeněk	65	U	P	Min	61	0	7.01	8.7019	60.8715	93.65 %
3	Zapletal, Miroslav	167	U	P	Min	61	0	7.30	8.3562	58.4534	89.93 %
4	Liehne, Jan	70	U	P	Min	61	0	7.59	8.0369	56.2200	86.49 %
5	Valvoda, Marek	153	U	P	Min	61	0	8.08	7.5495	52.8106	81.25 %
6	Ščepko, Samuel	173	U	P	Min	59	0	7.89	7.4778	52.3091	80.48 %
7	Němec, Luboš	87	U	P	Min	55	0	7.47	7.3628	51.5044	79.24 %
8	Brázda, Robert	9	U	P	Min	63	0	8.97	7.0234	49.1304	75.59 %
9	Kala, Jakub	47	U	P	Min	55	0	7.93	6.9357	48.5168	74.64 %
10	Gabriel, Jiří	25	U	P	Min	59	0	8.54	6.9087	48.3278	74.35 %
11	Němeček, Zdeněk	88	U	P	Min	59	0	8.69	6.7894	47.4936	73.07 %
12	Šamalík, Josef	117	U	P	Min	63	0	9.34	6.7452	47.1842	72.59 %
13	Prokop, Jan	107	U	P	Min	55	0	8.29	6.6345	46.4099	71.40 %
14	Kaprál, Vojtěch	48	U	P	Min	51	0	7.81	6.5301	45.6795	70.28 %
15	Vančura, Jan	156	U	P	Min	63	0	9.90	6.3636	44.5152	68.48 %
16	Němcová, Petra	86	U	P	Min	57	0	9.05	6.2983	44.0584	67.78 %
17	Šneberger, Jakub	135	U	P	Min	61	0	10.10	6.0396	42.2485	65.00 %
18	Škop, Ctirad	130	U	P	Min	51	0	8.45	6.0355	42.2198	64.95 %
19	Zemčík, Jan	168	U	P	Min	57	0	9.49	6.0063	42.0157	64.64 %
20	Růžička, Milan	116	U	P	Min	63	0	10.54	5.9772	41.8121	64.33 %
21	Najmonová, Hana	84	U	P	Min	59	0	10.10	5.8416	40.8633	62.87 %
22	Balej, Zdeněk	1	U	P	Min	57	0	9.92	5.7460	40.1944	61.84 %
23	Neumann, Michal	90	U	P	Min	49	0	8.58	5.7110	39.9495	61.46 %
24	Vielhaber, Günther	158	U	P	Min	55	0	9.88	5.5668	38.9411	59.91 %
25	Šurý, Petr	142	U	P	Min	61	0	11.10	5.4955	38.4423	59.14 %
26	Cehelský, Petr	12	U	P	Min	53	0	9.69	5.4696	38.2608	58.86 %
27	DOLEZAL, Philipp	18	U	P	Min	54	10	8.19	5.3724	37.5813	57.82 %
28	Váňa, Jindřich	154	U	P	Min	57	0	10.78	5.2876	36.9878	56.90 %
29	Slíva, Tomáš	132	U	P	Min	51	0	9.85	5.1777	36.2190	55.72 %
30	Rajman, Jiří	109	U	P	Min	57	0	11.49	4.9608	34.7022	53.39 %
31	Poláchová, Lucie	104	U	P	Min	57	0	12.30	4.6341	32.4170	49.87 %
32	Slivečka, Zdeněk	133	U	P	Min	51	0	11.68	4.3664	30.5443	46.99 %
33	Polách, Josef	103	U	P	Min	55	0	12.68	4.3375	30.3421	46.68 %

34	Štěpánová, Martina	139	U	P	Min	49	0	11.39	4.3020	30.0936	46.30 %
35	Hodoval, Pavel	36	U	P	Min	45	0	10.66	4.2214	29.5296	45.43 %
36	Černý, Lubomír	13	U	P	Min	50	10	9.77	4.0942	28.6397	44.06 %
37	Nepraš, David	89	U	P	Min	61	0	16.00	3.8125	26.6693	41.03 %
38	Seiberl, Thomas	122	U	P	Min	55	0	15.00	3.6667	25.6492	39.46 %
39	Svojanovský, Daniel	146	U	P	Min	47	20	7.79	3.4660	24.2454	37.30 %
40	Váňa st., Jindřich	155	U	P	Min	59	0	18.07	3.2651	22.8400	35.14 %
41	Rinke, Wilfried	113	U	P	Min	54	10	14.25	3.0877	21.5993	33.23 %
42	Chernobai, Valentina	15	U	P	Min	44	10	15.03	2.2621	15.8242	24.34 %
43	(DQ) Hochholdinger, Walter	GRAUFELL	U	P	Min						

Stage Results - Production Optics

Place	Name	No.	Class	Div	PF	Points	Pen	Time	Hit Factor	Stage Pts	Stage %
1	Hrnčiarik, Andrej	39	U	PO	Min	65	0	6.90	9.4203	65.0000	100.00 %
2	Maděránek, Radim	75	U	PO	Min	57	0	6.14	9.2834	64.0554	98.55 %
3	Barancik, Ivan	2	U	PO	Min	57	0	7.50	7.6000	52.4400	80.68 %
4	Meissner, Martin	78	U	PO	Min	55	0	7.57	7.2655	50.1321	77.13 %
5	Chalupa, Cyril	14	U	PO	Min	65	0	10.47	6.2082	42.8367	65.90 %
6	Kindl, Thomas	53	U	PO	Min	59	0	11.44	5.1573	35.5857	54.75 %

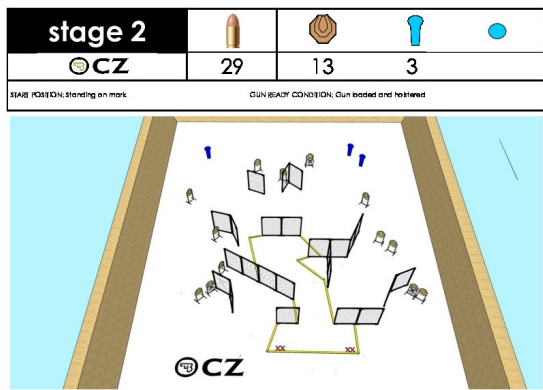
Stage Results - Standard

Place	Name	No.	Class	Div	PF	Points	Pen	Time	Hit Factor	Stage Pts	Stage %
1	Liehne, Zdeněk	71	U	S	Maj	64	0	6.34	10.0946	65.0000	100.00 %
2	Rakušan, Josef	110	U	S	Maj	63	0	6.61	9.5310	61.3708	94.42 %
3	Znamenacek, Petr	170	U	S	Maj	63	0	7.43	8.4791	54.5977	84.00 %
4	Hořínek, Miloš	38	U	S	Maj	63	0	7.46	8.4450	54.3781	83.66 %
5	Václavík, Jaroslav	152	U	S	Maj	58	0	7.28	7.9670	51.3002	78.92 %
6	Kadlčík, Karel	45	U	S	Min	61	0	7.85	7.7707	50.0360	76.98 %
7	Kašpar, Jiří	50	U	S	Min	57	0	7.66	7.4413	47.9147	73.71 %
8	Dvořák, Petr	19	U	S	Min	57	0	7.91	7.2061	46.4003	71.39 %
9	Vrábel, Lukáš	161	U	S	Min	59	0	8.27	7.1342	45.9377	70.67 %
10	Šoustar, Ivo	136	U	S	Maj	61	0	9.20	6.6304	42.6938	65.68 %
11	Hochholdinger, Christa	34	U	S	Maj	64	0	10.02	6.3872	41.1277	63.27 %
12	Marek, Tomas	76	U	S	Min	57	0	8.93	6.3830	41.1004	63.23 %
13	Precanova, Marketa	106	U	S	Min	57	0	8.98	6.3474	40.8716	62.88 %
14	Král, Dalibor	60	U	S	Min	53	0	8.42	6.2945	40.5309	62.36 %
15	Šindler, Hynek	128	U	S	Min	51	0	8.14	6.2654	40.3430	62.07 %
16	Liehne, Irena	69	U	S	Min	65	0	10.42	6.2380	40.1669	61.80 %
17	Gazda, David	26	U	S	Min	57	0	9.39	6.0703	39.0870	60.13 %
18	Jašek, František	43	U	S	Min	49	0	8.25	5.9394	38.2441	58.84 %
19	Janošek, Dušan	42	U	S	Min	59	0	10.06	5.8648	37.7639	58.10 %
20	Friedl, Roman	24	U	S	Min	53	0	9.11	5.8178	37.4611	57.63 %
21	Ladič, Tibor	66	U	S	Min	55	0	9.63	5.7113	36.7755	56.58 %
22	Grohol, Radim	29	U	S	Min	51	0	8.97	5.6856	36.6101	56.32 %
23	Elstner, Marek	20	U	S	Min	53	0	9.37	5.6564	36.4216	56.03 %
24	Plch, Josef	100	U	S	Min	51	0	9.04	5.6416	36.3266	55.89 %
25	Hudeček, František	41	U	S	Min	53	0	9.51	5.5731	35.8854	55.21 %
26	Kašpar, Josef	51	U	S	Min	52	10	7.55	5.5629	35.8200	55.11 %
27	Kubík, Karel	63	U	S	Maj	54	10	7.99	5.5069	35.4592	54.55 %
28	Vostrý, Jiří	160	U	S	Min	51	0	9.54	5.3459	34.4227	52.96 %
29	Šimeček, Jiří	127	U	S	Min	57	0	10.68	5.3371	34.3658	52.87 %
30	Tischlerová, Markéta	149	U	S	Maj	57	0	10.91	5.2246	33.6413	51.76 %
31	Geringer, Thomas	6	U	S	Min	49	0	9.69	5.0568	32.5608	50.09 %
32	Halama, Petr	30	U	S	Min	47	0	9.35	5.0267	32.3675	49.80 %
33	Batěk, Jarda	4	U	S	Min	55	0	11.13	4.9416	31.8193	48.95 %
34	Slováček, Pavel	134	U	S	Min	51	0	10.50	4.8571	31.2754	48.12 %
35	Konvičný, Lumír	57	U	S	Min	55	0	11.72	4.6928	30.2174	46.49 %
36	Kubik, Karel Jr.	62	U	S	Min	55	0	12.04	4.5681	29.4143	45.25 %

37	Komínek, Jiří	55	U	S	Maj	54	10	9.78	4.4990	28.9692	44.57 %
38	Glos, Stanislav	28	U	S	Min	61	10	11.70	4.3590	28.0677	43.18 %
39	Entler, Tomáš	21	U	S	Min	51	0	12.06	4.2289	27.2299	41.89 %
40	Sixta, Bedřich	129	U	S	Min	57	0	13.62	4.1850	26.9476	41.46 %
41	Horáčková, Anna	37	U	S	Min	55	0	13.52	4.0680	26.1944	40.30 %
42	David, Jaroslav	17	U	S	Min	57	0	14.30	3.9860	25.6662	39.49 %
43	Konvičná, Ružena	56	U	S	Min	57	0	14.55	3.9175	25.2252	38.81 %
44	Mikes, Filip	81	U	S	Maj	47	0	12.01	3.9134	25.1987	38.77 %
45	Kukula, Otto	64	U	S	Min	48	10	10.67	3.5614	22.9320	35.28 %
46	Sevcik, Jan	126	U	S	Min	47	20	8.07	3.3457	21.5433	33.14 %
47	Fiala, Jan	22	U	S	Min	44	20	8.58	2.7972	18.0114	27.71 %
48	Hübner, Luboš	40	U	S	Min	44	10	12.39	2.7441	17.6697	27.18 %
49	Fiala Jr., Jan	23	U	S	Min	57	0	22.78	2.5022	16.1118	24.79 %
50	Švrčková, Věra	147	U	S	Min	59	10	21.59	2.2696	14.6139	22.48 %

Generated by PractiScore for Android (1.7.10 samsung) at 2021-06-07 16:00 +0200

CZ Champions Cup 2020 - FINAL - Stage 2 - 2021-06-05



Stage Results - Classic

Place	Name	No.	Class	Div	PF	Points	Pen	Time	Hit Factor	Stage Pts	Stage %
1	Jedlička, Jiří	44	U	C	Min	145	0	28.24	5.1346	145.0000	100.00 %

Stage Results - Open

Place	Name	No.	Class	Div	PF	Points	Pen	Time	Hit Factor	Stage Pts	Stage %
1	Havlíček, Miroslav	31	U	O	Maj	142	0	15.31	9.2750	145.0000	100.00 %
2	Šebo, Robin	121	U	O	Maj	140	0	15.89	8.8106	137.7397	94.99 %
3	Glac, Martin	27	U	O	Maj	137	0	16.73	8.1889	128.0205	88.29 %
4	Běhal, Jiří	5	U	O	Maj	135	0	16.94	7.9693	124.5877	85.92 %
5	Samek, Petr	118	U	O	Maj	140	0	17.91	7.8169	122.2045	84.28 %
6	NAVRÁTIL, Martin	85	U	O	Maj	140	0	18.01	7.7735	121.5260	83.81 %
7	Šustrová, Kateřina	144	U	O	Maj	141	0	18.51	7.6175	119.0879	82.13 %
8	Novotný, Jaroslav	94	U	O	Maj	143	0	20.08	7.1215	111.3338	76.78 %
9	Praschinger, Edgar	105	U	O	Maj	140	0	20.21	6.9273	108.2970	74.69 %
10	Šerý, Jiří	125	U	O	Maj	140	0	21.47	6.5207	101.9415	70.30 %
11	Richter, Petr	112	U	O	Maj	140	0	22.21	6.3035	98.5449	67.96 %
12	Šebo, Petr	120	U	O	Maj	134	0	22.54	5.9450	92.9407	64.10 %
13	Šerá, Martina	123	U	O	Maj	120	40	16.71	4.7876	74.8460	51.62 %
14	Žáček, Milan	164	U	O	Maj	134	0	28.87	4.6415	72.5626	50.04 %
15	Novotná, Natálie	93	U	O	Maj	126	40	20.72	4.1506	64.8879	44.75 %
16	Šerá, Michaela	124	U	O	Maj	121	10	31.71	3.5005	54.7245	37.74 %

Stage Results - PCC

Place	Name	No.	Class	Div	PF	Points	Pen	Time	Hit Factor	Stage Pts	Stage %
1	Sudek, Lukáš	141	D	PCC	Min	133	0	14.35	9.2683	145.0000	100.00 %
2	Ženčár, Pavol	169	D	PCC	Min	136	10	14.08	8.9489	140.0026	96.55 %
3	Bindík, Franta	7	D	PCC	Min	141	0	16.38	8.6081	134.6708	92.88 %
4	Vinduška, Václav	159	D	PCC	Min	127	0	15.33	8.2844	129.6074	89.38 %
5	Maska, Richard	77	D	PCC	Min	141	0	17.10	8.2456	129.0005	88.97 %
6	Cimbůrek, Lukáš	16	D	PCC	Min	143	0	18.01	7.9400	124.2197	85.67 %
7	Karlin, Marcus	49	D	PCC	Min	135	0	17.32	7.7945	121.9422	84.10 %
8	Vysloužil, Tomáš	162	D	PCC	Min	135	0	17.34	7.7855	121.8016	84.00 %
9	Mach, Lukáš	73	D	PCC	Min	117	0	15.31	7.6421	119.5581	82.45 %
10	Pevek, Markus	99	D	PCC	Min	131	0	17.22	7.6074	119.0163	82.08 %
11	Synek, Miloš	148	D	PCC	Min	137	0	18.11	7.5649	118.3506	81.62 %
12	Rozehnal, Pavel	115	D	PCC	Min	137	0	18.12	7.5607	118.2853	81.58 %
13	Slavík, Daniel	131	D	PCC	Min	121	0	16.43	7.3646	115.2169	79.46 %
14	Kopřiva, Martin	58	D	PCC	Min	139	0	19.17	7.2509	113.4386	78.23 %
15	Žolnay, Pavol	171	D	PCC	Min	130	10	16.63	7.2159	112.8905	77.86 %
16	Tomaščin, Andrej	151	D	PCC	Min	137	0	19.17	7.1466	111.8064	77.11 %
17	Radkovič, Michal	108	D	PCC	Min	133	0	18.67	7.1237	111.4488	76.86 %

18	Peša, Jaroslav	98	D	PCC	Min	133	0	18.75	7.0933	110.9733	76.53 %
19	Meleš, Radovan	79	D	PCC	Min	139	0	19.62	7.0846	110.8368	76.44 %
20	Rataj, Jan	111	D	PCC	Min	135	0	19.10	7.0681	110.5780	76.26 %
21	Heglas, Jakub	32	D	PCC	Min	133	0	18.95	7.0185	109.8021	75.73 %
22	Kubáč, Vítězslav	61	D	PCC	Min	133	0	19.46	6.8345	106.9245	73.74 %
23	Plzák, Jan	101	D	PCC	Min	139	0	21.27	6.5350	102.2388	70.51 %
24	Waldschütz, Wolfgang	163	D	PCC	Min	139	0	21.79	6.3791	99.7989	68.83 %
25	Plzák, Jiří	102	D	PCC	Min	133	0	21.65	6.1432	96.1085	66.28 %
26	Spanhelova, Tereza	137	D	PCC	Min	137	0	23.05	5.9436	92.9861	64.13 %
27	Musil, Eduard	83	D	PCC	Min	133	0	22.64	5.8746	91.9059	63.38 %
28	Stundner, David	140	D	PCC	Min	135	0	23.05	5.8568	91.6286	63.19 %
29	Novotna, Marta	92	D	PCC	Min	121	10	19.23	5.7722	90.3050	62.28 %
30	Svoboda, Jiří	145	D	PCC	Min	135	10	21.67	5.7683	90.2442	62.24 %
31	Ladisich, Robert	67	D	PCC	Min	139	0	24.36	5.7061	89.2701	61.57 %
32	Bouda, Lukáš	8	D	PCC	Min	126	10	20.45	5.6724	88.7428	61.20 %
33	Zalejský, Rostislav	166	D	PCC	Min	123	0	22.42	5.4862	85.8297	59.19 %
34	Korecký, Jan	59	D	PCC	Min	134	10	23.61	5.2520	82.1663	56.67 %
35	Kastl, Christoph	52	D	PCC	Min	131	0	25.21	5.1964	81.2955	56.07 %
36	Toman, Petr	150	D	PCC	Min	127	0	26.91	4.7194	73.8343	50.92 %
37	Luža, Jaroslav	72	D	PCC	Min	127	30	21.47	4.5179	70.6819	48.75 %
38	Bartoš, Richard	3	D	PCC	Min	133	0	29.70	4.4781	70.0589	48.32 %
39	Zalejská, Draha	165	D	PCC	Min	131	10	29.88	4.0495	63.3539	43.69 %
40	Ladisich, Sonja	68	D	PCC	Min	135	0	39.55	3.4134	53.4018	36.83 %
41	Šustr, Miloš	143	D	PCC	Min	15	410	12.57	0.0000	0.0000	0.00 %

Stage Results - Production

Place	Name	No.	Class	Div	PF	Points	Pen	Time	Hit Factor	Stage Pts	Stage %
1	Štěpán, Michal	138	U	P	Min	139	0	16.59	8.3785	145.0000	100.00 %
2	Zapletal, Miroslav	167	U	P	Min	131	0	17.60	7.4432	128.8126	88.84 %
3	Kužel, Zdeněk	65	U	P	Min	127	0	18.03	7.0438	121.9011	84.07 %
4	Liehne, Jan	70	U	P	Min	133	0	19.54	6.8066	117.7949	81.24 %
5	Němeček, Zdeněk	88	U	P	Min	141	0	21.37	6.5980	114.1863	78.75 %
6	Slíva, Tomáš	132	U	P	Min	141	0	23.68	5.9544	103.0474	71.07 %
7	Brázda, Robert	9	U	P	Min	139	0	23.74	5.8551	101.3290	69.88 %
8	Kaprál, Vojtěch	48	U	P	Min	131	0	22.38	5.8534	101.3003	69.86 %
9	Gabriel, Jiří	25	U	P	Min	141	0	24.51	5.7528	99.5578	68.66 %
10	Valvoda, Marek	153	U	P	Min	132	10	21.47	5.6823	98.3394	67.82 %
11	Šneberger, Jakub	135	U	P	Min	143	0	25.24	5.6656	98.0497	67.62 %
12	Němcová, Petra	86	U	P	Min	139	0	24.66	5.6367	97.5487	67.27 %
13	Balej, Zdeněk	1	U	P	Min	129	0	23.30	5.5365	95.8150	66.08 %
14	Kala, Jakub	47	U	P	Min	126	10	21.02	5.5186	95.5047	65.87 %
15	Najmonová, Hana	84	U	P	Min	137	0	24.91	5.4998	95.1802	65.64 %
16	Ščepko, Samuel	173	U	P	Min	114	10	19.24	5.4054	93.5466	64.51 %
17	Prokop, Jan	107	U	P	Min	133	0	24.68	5.3890	93.2623	64.32 %
18	Cehelský, Petr	12	U	P	Min	129	0	24.12	5.3483	92.5576	63.83 %
19	Němec, Luboš	87	U	P	Min	125	0	23.66	5.2832	91.4313	63.06 %
20	Nepraš, David	89	U	P	Min	135	0	25.99	5.1943	89.8932	62.00 %
21	Šamalík, Josef	117	U	P	Min	133	0	25.74	5.1671	89.4217	61.67 %
22	Hodoval, Pavel	36	U	P	Min	123	0	24.10	5.1037	88.3258	60.91 %
23	Škop, Ctirad	130	U	P	Min	121	0	24.75	4.8889	84.6077	58.35 %
24	Zemčík, Jan	168	U	P	Min	137	10	26.15	4.8566	84.0488	57.96 %
25	Růžička, Milan	116	U	P	Min	133	0	27.63	4.8136	83.3049	57.45 %
26	Váňa, Jindřich	154	U	P	Min	137	0	28.52	4.8036	83.1325	57.33 %
27	Neumann, Michal	90	U	P	Min	130	10	25.60	4.6875	81.1224	55.95 %
28	Černý, Lubomír	13	U	P	Min	129	0	27.58	4.6773	80.9459	55.82 %
29	Vielhaber, Günther	158	U	P	Min	131	0	32.54	4.0258	69.6712	48.05 %
30	Vančura, Jan	156	U	P	Min	126	10	28.84	4.0222	69.6085	48.01 %
31	DOLEZAL, Philipp	18	U	P	Min	116	10	26.62	3.9820	68.9124	47.53 %
32	Slivečka, Zdeněk	133	U	P	Min	129	0	33.23	3.8820	67.1829	46.33 %

33	Šurý, Petr	142	U	P	Min	114	10	27.62	3.7654	65.1642	44.94 %
34	Rajman, Jiří	109	U	P	Min	128	10	31.59	3.7354	64.6446	44.58 %
35	Štěpánová, Martina	139	U	P	Min	123	0	34.11	3.6060	62.4055	43.04 %
36	Polách, Josef	103	U	P	Min	127	10	34.67	3.3747	58.4025	40.28 %
37	Poláčková, Lucie	104	U	P	Min	117	0	36.04	3.2464	56.1824	38.75 %
38	Váňa st., Jindřich	155	U	P	Min	131	0	42.94	3.0508	52.7970	36.41 %
39	Chernobai, Valentina	15	U	P	Min	118	40	28.99	2.6906	46.5635	32.11 %
40	Rinke, Wilfried	113	U	P	Min	135	30	44.38	2.3659	40.9451	28.24 %
41	Seiberl, Thomas	122	U	P	Min	114	20	44.45	2.1147	36.5979	25.24 %
42	Svojanovský, Daniel	146	U	P	Min	99	40	31.09	1.8977	32.8421	22.65 %
43	(DQ) Hochholdinger, Walter	GRAUFELL	U	P	Min						

Stage Results - Production Optics

Place	Name	No.	Class	Div	PF	Points	Pen	Time	Hit Factor	Stage Pts	Stage %
1	Maděránek, Radim	75	U	PO	Min	137	0	16.94	8.0874	145.0000	100.00 %
2	Hrnčiarik, Andrej	39	U	PO	Min	125	0	18.39	6.7972	121.8678	84.05 %
3	Barancik, Ivan	2	U	PO	Min	133	0	20.79	6.3973	114.6986	79.10 %
4	Meissner, Martin	78	U	PO	Min	139	0	22.69	6.1260	109.8351	75.75 %
5	Chalupa, Cyril	14	U	PO	Min	141	0	27.32	5.1611	92.5336	63.82 %
6	Kindl, Thomas	53	U	PO	Min	143	0	36.61	3.9060	70.0321	48.30 %

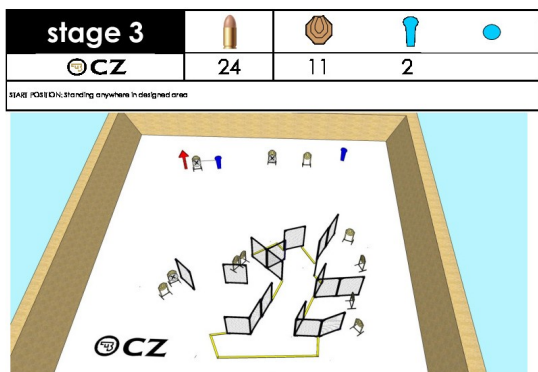
Stage Results - Standard

Place	Name	No.	Class	Div	PF	Points	Pen	Time	Hit Factor	Stage Pts	Stage %
1	Liehne, Zdeněk	71	U	S	Maj	143	0	17.99	7.9489	145.0000	100.00 %
2	Rakušan, Josef	110	U	S	Maj	137	0	18.21	7.5233	137.2378	94.65 %
3	Znamenacek, Petr	170	U	S	Maj	139	0	18.48	7.5216	137.2069	94.63 %
4	Václavík, Jaroslav	152	U	S	Maj	131	0	18.23	7.1860	131.0834	90.40 %
5	Kašpar, Jiří	50	U	S	Min	127	0	18.97	6.6948	122.1236	84.22 %
6	Kadlčík, Karel	45	U	S	Min	131	0	20.38	6.4279	117.2547	80.87 %
7	Kašpar, Josef	51	U	S	Min	119	0	19.91	5.9769	109.0282	75.19 %
8	Precanova, Marketa	106	U	S	Min	131	0	22.05	5.9410	108.3742	74.74 %
9	Grohol, Radim	29	U	S	Min	137	0	23.13	5.9230	108.0458	74.51 %
10	Šoustar, Ivo	136	U	S	Maj	134	0	23.40	5.7265	104.4605	72.04 %
11	Fiala, Jan	22	U	S	Min	135	0	23.66	5.7058	104.0836	71.78 %
12	Liehne, Irena	69	U	S	Min	141	0	24.93	5.6558	103.1716	71.15 %
13	Glos, Stanislav	28	U	S	Min	134	10	22.54	5.5013	100.3531	69.21 %
14	Sevcik, Jan	126	U	S	Min	133	0	24.38	5.4553	99.5133	68.63 %
15	Friedl, Roman	24	U	S	Min	131	0	24.33	5.3843	98.2183	67.74 %
16	Komínek, Jiří	55	U	S	Maj	129	0	24.56	5.2524	95.8130	66.08 %
17	Hudeček, František	41	U	S	Min	121	0	23.24	5.2065	94.9757	65.50 %
18	Elstner, Marek	20	U	S	Min	125	0	24.08	5.1910	94.6927	65.31 %
19	Kubík, Karel	63	U	S	Maj	138	0	26.85	5.1397	93.7558	64.66 %
20	Hochholdinger, Christa	34	U	S	Maj	138	0	26.98	5.1149	93.3040	64.35 %
21	Jašek, František	43	U	S	Min	130	10	23.50	5.1064	93.1486	64.24 %
22	Tischlerová, Markéta	149	U	S	Maj	139	0	27.27	5.0972	92.9807	64.12 %
23	Halama, Petr	30	U	S	Min	123	0	24.19	5.0847	92.7539	63.97 %
24	Vrábel, Lukáš	161	U	S	Min	124	10	23.21	4.9117	89.5969	61.79 %
25	Vostrý, Jiří	160	U	S	Min	135	0	27.83	4.8509	88.4879	61.03 %
26	Mikes, Filip	81	U	S	Maj	128	10	24.45	4.8262	88.0372	60.72 %
27	Šindler, Hynek	128	U	S	Min	116	10	22.41	4.7300	86.2834	59.51 %
28	Gazda, David	26	U	S	Min	131	0	27.97	4.6836	85.4362	58.92 %
29	Geringer, Thomas	6	U	S	Min	133	0	28.49	4.6683	85.1574	58.73 %
30	Kubik, Karel Jr.	62	U	S	Min	127	10	25.40	4.6063	84.0263	57.95 %
31	Ladič, Tibor	66	U	S	Min	135	0	29.38	4.5950	83.8195	57.81 %
32	Horáčková, Anna	37	U	S	Min	125	0	27.23	4.5905	83.7386	57.75 %
33	Hübner, Luboš	40	U	S	Min	135	0	29.88	4.5181	82.4169	56.84 %
34	Král, Dalibor	60	U	S	Min	129	10	26.54	4.4838	81.7917	56.41 %
35	Konvičný, Lumír	57	U	S	Min	131	0	29.24	4.4802	81.7254	56.36 %

36	Batěk, Jarda	4	U	S	Min	128	10	26.62	4.4328	80.8606	55.77 %
37	Marek, Tomas	76	U	S	Min	120	10	25.83	4.2586	77.6840	53.58 %
38	Kukula, Otto	64	U	S	Min	116	10	26.37	4.0197	73.3261	50.57 %
39	Plch, Josef	100	U	S	Min	124	10	28.88	3.9474	72.0063	49.66 %
40	David, Jaroslav	17	U	S	Min	122	10	28.58	3.9188	71.4857	49.30 %
41	Hořínek, Miloš	38	U	S	Maj	138	0	36.83	3.7469	68.3503	47.14 %
42	Fiala Jr., Jan	23	U	S	Min	121	0	32.40	3.7346	68.1245	46.98 %
43	Konvičná, Ružena	56	U	S	Min	129	0	34.99	3.6868	67.2526	46.38 %
44	Entler, Tomáš	21	U	S	Min	127	20	29.12	3.6745	67.0279	46.23 %
45	Dvořák, Petr	19	U	S	Min	113	0	31.01	3.6440	66.4722	45.84 %
46	Švrčková, Věra	147	U	S	Min	115	0	32.06	3.5870	65.4331	45.13 %
47	Slováček, Pavel	134	U	S	Min	131	0	41.97	3.1213	56.9371	39.27 %
48	Sixta, Bedřich	129	U	S	Min	116	10	36.24	2.9249	53.3557	36.80 %
49	Janošek, Dušan	42	U	S	Min	121	20	38.07	2.6530	48.3951	33.38 %
50	Šimeček, Jiří	127	U	S	Min	109	60	26.42	1.8547	33.8319	23.33 %

Generated by PractiScore for Android (1.7.10 samsung) at 2021-06-07 16:00 +0200

CZ Champions Cup 2020 - FINAL - Stage 3 - 2021-06-05



Stage Results - Classic

Place	Name	No.	Class	Div	PF	Points	Pen	Time	Hit Factor	Stage Pts	Stage %
1	Jedlička, Jiří	44	U	C	Min	116	0	18.79	6.1735	120.0000	100.00 %

Stage Results - Open

Place	Name	No.	Class	Div	PF	Points	Pen	Time	Hit Factor	Stage Pts	Stage %
1	Šebo, Robin	121	U	O	Maj	117	0	10.68	10.9551	120.0000	100.00 %
2	Havlíček, Miroslav	31	U	O	Maj	115	0	10.64	10.8083	118.3921	98.66 %
3	Běhal, Jiří	5	U	O	Maj	119	0	11.76	10.1190	110.8425	92.37 %
4	Glac, Martin	27	U	O	Maj	116	0	11.77	9.8556	107.9563	89.96 %
5	Šerá, Martina	123	U	O	Maj	115	0	12.74	9.0267	98.8769	82.40 %
6	Praschinger, Edgar	105	U	O	Maj	113	0	12.82	8.8144	96.5511	80.46 %
7	Novotný, Jaroslav	94	U	O	Maj	113	0	14.19	7.9634	87.2294	72.69 %
8	Šustrová, Kateřina	144	U	O	Maj	111	10	12.72	7.9403	86.9763	72.48 %
9	Richter, Petr	112	U	O	Maj	107	0	14.76	7.2493	79.4080	66.17 %
10	Šebo, Petr	120	U	O	Maj	117	10	15.05	7.1096	77.8778	64.90 %
11	Novotná, Natálie	93	U	O	Maj	104	10	14.62	6.4295	70.4283	58.69 %
12	Samek, Petr	118	U	O	Maj	98	20	12.17	6.4092	70.2054	58.50 %
13	Šerá, Michaela	124	U	O	Maj	111	20	15.41	5.9053	64.6853	53.90 %
14	Šery, Jiří	125	U	O	Maj	118	0	20.02	5.8941	64.5631	53.80 %
15	NAVRÁTIL, Martin	85	U	O	Maj	109	20	15.57	5.7161	62.6135	52.18 %
16	Žáček, Milan	164	U	O	Maj	109	0	20.09	5.4256	59.4310	49.53 %

Stage Results - PCC

Place	Name	No.	Class	Div	PF	Points	Pen	Time	Hit Factor	Stage Pts	Stage %
1	Sudek, Lukáš	141	D	PCC	Min	110	0	9.85	11.1675	120.0000	100.00 %
2	Žeňčár, Pavol	169	D	PCC	Min	118	0	11.29	10.4517	112.3086	93.59 %
3	Vinduška, Václav	159	D	PCC	Min	112	0	10.83	10.3416	111.1257	92.60 %
4	Slavík, Daniel	131	D	PCC	Min	110	0	10.87	10.1196	108.7397	90.62 %
5	Bindik, Franta	7	D	PCC	Min	114	0	11.41	9.9912	107.3604	89.47 %
6	Peša, Jaroslav	98	D	PCC	Min	120	0	12.88	9.3168	100.1129	83.43 %
7	Maska, Richard	77	D	PCC	Min	116	0	12.65	9.1700	98.5354	82.11 %
8	Karlin, Marcus	49	D	PCC	Min	116	0	12.78	9.0767	97.5331	81.28 %
9	Cimbůrek, Lukáš	16	D	PCC	Min	110	0	12.27	8.9650	96.3325	80.28 %
10	Rozehnal, Pavel	115	D	PCC	Min	118	0	13.27	8.8922	95.5511	79.63 %
11	Kopřiva, Martin	58	D	PCC	Min	116	0	13.09	8.8617	95.2233	79.35 %
12	Synek, Miloš	148	D	PCC	Min	118	0	13.46	8.7667	94.2024	78.50 %
13	Tomaščin, Andrej	151	D	PCC	Min	110	0	12.62	8.7163	93.6609	78.05 %
14	Žolnay, Pavol	171	D	PCC	Min	106	0	12.22	8.6743	93.2093	77.67 %
15	Heglas, Jakub	32	D	PCC	Min	116	0	13.53	8.5735	92.1266	76.77 %
16	Rataj, Jan	111	D	PCC	Min	110	0	13.28	8.2831	89.0060	74.17 %
17	Šustr, Miloš	143	D	PCC	Min	104	0	12.94	8.0371	86.3622	71.97 %
18	Vysloužil, Tomáš	162	D	PCC	Min	114	10	13.43	7.7439	83.2113	69.34 %

19	Bouda, Lukáš	8	D	PCC	Min	116	0	15.26	7.6016	81.6824	68.07 %
20	Luža, Jaroslav	72	D	PCC	Min	102	0	13.43	7.5949	81.6110	68.01 %
21	Mach, Lukáš	73	D	PCC	Min	107	10	12.90	7.5194	80.7992	67.33 %
22	Pevek, Markus	99	D	PCC	Min	116	0	16.17	7.1738	77.0855	64.24 %
23	Radkovič, Michal	108	D	PCC	Min	116	10	15.10	7.0199	75.4317	62.86 %
24	Plzák, Jiří	102	D	PCC	Min	120	0	17.19	6.9808	75.0119	62.51 %
25	Ladisich, Robert	67	D	PCC	Min	116	0	16.93	6.8517	73.6251	61.35 %
26	Korecký, Jan	59	D	PCC	Min	116	0	17.15	6.7638	72.6806	60.57 %
27	Novotna, Marta	92	D	PCC	Min	105	10	14.05	6.7616	72.6561	60.55 %
28	Svoboda, Jiří	145	D	PCC	Min	108	0	15.99	6.7542	72.5772	60.48 %
29	Stundner, David	140	D	PCC	Min	116	0	17.31	6.7013	72.0088	60.01 %
30	Kubáč, Vítězslav	61	D	PCC	Min	110	10	15.00	6.6667	71.6364	59.70 %
31	Waldschütz, Wolfgang	163	D	PCC	Min	108	0	17.00	6.3529	68.2652	56.89 %
32	Plzák, Jan	101	D	PCC	Min	106	0	16.82	6.3020	67.7181	56.43 %
33	Musil, Eduard	83	D	PCC	Min	109	10	15.93	6.2147	66.7797	55.65 %
34	Spanhelova, Tereza	137	D	PCC	Min	109	20	14.44	6.1634	66.2289	55.19 %
35	Meleš, Radovan	79	D	PCC	Min	107	10	16.90	5.7396	61.6751	51.40 %
36	Bartoš, Richard	3	D	PCC	Min	118	0	20.70	5.7005	61.2543	51.05 %
37	Kastl, Christoph	52	D	PCC	Min	110	10	19.06	5.2466	56.3770	46.98 %
38	Zalejská, Draha	165	D	PCC	Min	108	0	25.31	4.2671	45.8518	38.21 %
39	Ladisich, Sonja	68	D	PCC	Min	108	0	26.46	4.0816	43.8590	36.55 %
40	Zalejský, Rostislav	166	D	PCC	Min	100	40	16.33	3.6742	39.4812	32.90 %
41	Toman, Petr	150	D	PCC	Min	116	0	33.46	3.4668	37.2526	31.04 %

Stage Results - Production

Place	Name	No.	Class	Div	PF	Points	Pen	Time	Hit Factor	Stage Pts	Stage %
1	Zapletal, Miroslav	167	U	P	Min	116	0	12.58	9.2210	120.0000	100.00 %
2	Štěpán, Michal	138	U	P	Min	118	0	13.08	9.0214	117.4027	97.84 %
3	Liehne, Jan	70	U	P	Min	112	0	12.67	8.8398	115.0391	95.87 %
4	Kužel, Zdeněk	65	U	P	Min	103	10	11.86	7.8415	102.0475	85.04 %
5	Němec, Luboš	87	U	P	Min	114	0	14.73	7.7393	100.7177	83.93 %
6	Němeček, Zdeněk	88	U	P	Min	110	0	14.89	7.3875	96.1395	80.12 %
7	Šneberger, Jakub	135	U	P	Min	116	0	16.21	7.1561	93.1277	77.61 %
8	Balej, Zdeněk	1	U	P	Min	110	0	15.40	7.1429	92.9557	77.46 %
9	Kala, Jakub	47	U	P	Min	106	0	15.05	7.0432	91.6586	76.38 %
10	Valvoda, Marek	153	U	P	Min	114	0	16.23	7.0240	91.4093	76.17 %
11	Cehelský, Petr	12	U	P	Min	108	0	16.35	6.6055	85.9627	71.64 %
12	Ščepko, Samuel	173	U	P	Min	108	0	16.35	6.6055	85.9627	71.64 %
13	Nepraš, David	89	U	P	Min	106	0	16.11	6.5798	85.6277	71.36 %
14	Kaprál, Vojtěch	48	U	P	Min	106	0	16.34	6.4871	84.4224	70.35 %
15	DOLEZAL, Philipp	18	U	P	Min	106	0	16.40	6.4634	84.1135	70.09 %
16	Zemčík, Jan	168	U	P	Min	110	0	17.06	6.4478	83.9107	69.93 %
17	Najmonová, Hana	84	U	P	Min	110	0	17.59	6.2536	81.3824	67.82 %
18	Šamalík, Josef	117	U	P	Min	112	0	18.27	6.1303	79.7780	66.48 %
19	Němcová, Petra	86	U	P	Min	110	0	18.04	6.0976	79.3524	66.13 %
20	Škop, Ctirad	130	U	P	Min	112	0	18.53	6.0443	78.6587	65.55 %
21	Slíva, Tomáš	132	U	P	Min	108	0	17.93	6.0234	78.3876	65.32 %
22	Svojanovský, Daniel	146	U	P	Min	108	0	18.52	5.8315	75.8904	63.24 %
23	Vančura, Jan	156	U	P	Min	110	0	19.21	5.7262	74.5194	62.10 %
24	Hodoval, Pavel	36	U	P	Min	108	0	18.94	5.7022	74.2075	61.84 %
25	Prokop, Jan	107	U	P	Min	114	20	16.53	5.6866	74.0046	61.67 %
26	Neumann, Michal	90	U	P	Min	102	0	17.98	5.6730	73.8269	61.52 %
27	Gabriel, Jiří	25	U	P	Min	109	10	17.88	5.5369	72.0562	60.05 %
28	Růžička, Milan	116	U	P	Min	114	0	20.71	5.5046	71.6356	59.70 %
29	Brázda, Robert	9	U	P	Min	108	0	19.96	5.4108	70.4153	58.68 %
30	Černý, Lubomír	13	U	P	Min	96	0	18.39	5.2202	67.9350	56.61 %
31	Šurý, Petr	142	U	P	Min	108	0	22.53	4.7936	62.3830	51.99 %
32	Štěpánová, Martina	139	U	P	Min	112	0	23.97	4.6725	60.8070	50.67 %
33	Polách, Josef	103	U	P	Min	100	0	21.48	4.6555	60.5856	50.49 %
34	Vielhaber, Günther	158	U	P	Min	107	10	21.01	4.6168	60.0827	50.07 %

35	Váňa, Jindřich	154	U	P	Min	109	20	19.96	4.4589	58.0274	48.36 %
36	Poláčková, Lucie	104	U	P	Min	92	0	23.06	3.9896	51.9197	43.27 %
37	Seiberl, Thomas	122	U	P	Min	116	0	29.58	3.9216	51.0345	42.53 %
38	Slivečka, Zdeněk	133	U	P	Min	99	20	21.90	3.6073	46.9447	39.12 %
39	Rinke, Wilfried	113	U	P	Min	114	0	33.56	3.3969	44.2066	36.84 %
40	Chernobai, Valentina	15	U	P	Min	98	20	23.88	3.2663	42.5074	35.42 %
41	Váňa st., Jindřich	155	U	P	Min	111	20	29.72	3.0619	39.8471	33.21 %
42	Rajman, Jiří	109	U	P	Min	92	50	19.14	2.1944	28.5569	23.80 %
43	(DQ) Hochholdinger, Walter	GRAUFELL	U	P	Min						

Stage Results - Production Optics

Place	Name	No.	Class	Div	PF	Points	Pen	Time	Hit Factor	Stage Pts	Stage %
1	Maděránek, Radim	75	U	PO	Min	116	0	11.39	10.1844	120.0000	100.00 %
2	Barancik, Ivan	2	U	PO	Min	114	0	13.72	8.3090	97.9034	81.59 %
3	Meissner, Martin	78	U	PO	Min	116	0	15.37	7.5472	88.9265	74.11 %
4	Hrnčiarik, Andrej	39	U	PO	Min	106	30	12.36	6.1489	72.4506	60.38 %
5	Chalupa, Cyril	14	U	PO	Min	114	0	19.69	5.7897	68.2191	56.85 %
6	Kindl, Thomas	53	U	PO	Min	116	0	26.71	4.3429	51.1718	42.64 %

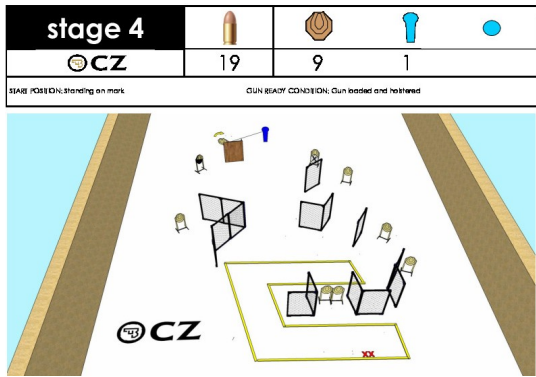
Stage Results - Standard

Place	Name	No.	Class	Div	PF	Points	Pen	Time	Hit Factor	Stage Pts	Stage %
1	Liehne, Zdeněk	71	U	S	Maj	115	0	11.68	9.8459	120.0000	100.00 %
2	Rakušan, Josef	110	U	S	Maj	116	0	12.83	9.0413	110.1939	91.83 %
3	Znamenacek, Petr	170	U	S	Maj	116	0	13.70	8.4672	103.1962	86.00 %
4	Šoustar, Ivo	136	U	S	Maj	118	0	15.01	7.8614	95.8137	79.84 %
5	Kadlčík, Karel	45	U	S	Min	114	0	14.65	7.7816	94.8404	79.03 %
6	Hořínek, Miloš	38	U	S	Maj	114	0	15.37	7.4170	90.3977	75.33 %
7	Glos, Stanislav	28	U	S	Min	110	0	14.84	7.4124	90.3410	75.28 %
8	Kašpar, Jiří	50	U	S	Min	96	0	13.31	7.2126	87.9062	73.26 %
9	Komínek, Jiří	55	U	S	Maj	117	0	16.80	6.9643	84.8795	70.73 %
10	Sevcik, Jan	126	U	S	Min	110	0	15.81	6.9576	84.7983	70.67 %
11	Grohol, Radim	29	U	S	Min	112	0	16.40	6.8293	83.2339	69.36 %
12	Tischlerová, Markéta	149	U	S	Maj	113	0	16.79	6.7302	82.0265	68.36 %
13	Jašek, František	43	U	S	Min	109	10	14.83	6.6757	81.3618	67.80 %
14	Hochholdinger, Christa	34	U	S	Maj	118	0	17.95	6.5738	80.1205	66.77 %
15	Kubík, Karel	63	U	S	Maj	118	0	18.60	6.3441	77.3206	64.43 %
16	Fiala, Jan	22	U	S	Min	102	0	16.29	6.2615	76.3142	63.60 %
17	Friedl, Roman	24	U	S	Min	106	0	17.13	6.1880	75.4180	62.85 %
18	Elstner, Marek	20	U	S	Min	106	0	17.28	6.1343	74.7633	62.30 %
19	Šimeček, Jiří	127	U	S	Min	110	0	18.07	6.0874	74.1926	61.83 %
20	Ladič, Tibor	66	U	S	Min	110	0	18.49	5.9492	72.5073	60.42 %
21	Václavík, Jaroslav	152	U	S	Maj	108	20	14.85	5.9259	72.2242	60.19 %
22	Mikes, Filip	81	U	S	Maj	112	0	18.92	5.9197	72.1478	60.12 %
23	Hudeček, František	41	U	S	Min	106	0	18.16	5.8370	71.1404	59.28 %
24	Halama, Petr	30	U	S	Min	107	10	16.70	5.8084	70.7916	58.99 %
25	Janošek, Dušan	42	U	S	Min	108	0	18.70	5.7754	70.3896	58.66 %
26	Hübner, Luboš	40	U	S	Min	116	0	20.33	5.7059	69.5419	57.95 %
27	David, Jaroslav	17	U	S	Min	106	0	18.81	5.6353	68.6821	57.24 %
28	Vrábel, Lukáš	161	U	S	Min	108	10	17.48	5.6064	68.3299	56.94 %
29	Fiala Jr., Jan	23	U	S	Min	108	0	19.38	5.5728	67.9198	56.60 %
30	Kubík, Karel Jr.	62	U	S	Min	108	0	19.41	5.5641	67.8148	56.51 %
31	Kašpar, Josef	51	U	S	Min	98	20	14.25	5.4737	66.7123	55.59 %
32	Precanova, Marketa	106	U	S	Min	108	0	19.92	5.4217	66.0786	55.07 %
33	Vostrý, Jiří	160	U	S	Min	111	10	18.67	5.4097	65.9331	54.94 %
34	Geringer, Thomas	6	U	S	Min	114	0	21.69	5.2559	64.0577	53.38 %
35	Marek, Tomas	76	U	S	Min	105	10	18.10	5.2486	63.9693	53.31 %
36	Batěk, Jarda	4	U	S	Min	104	0	20.20	5.1485	62.7492	52.29 %
37	Plch, Josef	100	U	S	Min	95	10	16.84	5.0475	61.5181	51.27 %
38	Liehne, Irena	69	U	S	Min	95	10	17.79	4.7780	58.2330	48.53 %

39	Dvořák, Petr	19	U	S	Min	94	0	19.92	4.7189	57.5128	47.93 %
40	Horácková, Anna	37	U	S	Min	107	10	21.20	4.5755	55.7651	46.47 %
41	Konvičná, Ružena	56	U	S	Min	116	0	26.19	4.4292	53.9820	44.98 %
42	Entler, Tomáš	21	U	S	Min	103	10	21.12	4.4034	53.6680	44.72 %
43	Šixta, Bedřich	129	U	S	Min	114	0	26.24	4.3445	52.9502	44.13 %
44	Šindler, Hynek	128	U	S	Min	97	20	17.77	4.3331	52.8116	44.01 %
45	Konvičný, Lumír	57	U	S	Min	97	10	20.53	4.2377	51.6484	43.04 %
46	Švrčková, Věra	147	U	S	Min	106	0	25.74	4.1181	50.1907	41.83 %
47	Král, Dalibor	60	U	S	Min	84	20	15.59	4.1052	50.0334	41.69 %
48	Kukula, Otto	64	U	S	Min	99	30	20.57	3.3544	40.8828	34.07 %
49	Slováček, Pavel	134	U	S	Min	92	20	21.96	3.2787	39.9601	33.30 %
50	Gazda, David	26	U	S	Min	104	30	22.97	3.2216	39.2642	32.72 %

Generated by PractiScore for Android (1.7.10 samsung) at 2021-06-07 16:01 +0200

CZ Champions Cup 2020 - FINAL - Stage 4 - 2021-06-05



Stage Results - Classic

Place	Name	No.	Class	Div	PF	Points	Pen	Time	Hit Factor	Stage Pts	Stage %
1	Jedlička, Jiří	44	U	C	Min	109	0	15.93	6.8424	115.0000	100.00 %

Stage Results - Open

Place	Name	No.	Class	Div	PF	Points	Pen	Time	Hit Factor	Stage Pts	Stage %
1	Šebo, Robin	121	U	O	Maj	111	0	10.57	10.5014	115.0000	100.00 %
2	Havlíček, Miroslav	31	U	O	Maj	108	0	10.34	10.4449	114.3808	99.46 %
3	Běhal, Jiří	5	U	O	Maj	108	0	10.88	9.9265	108.7038	94.53 %
4	Samek, Petr	118	U	O	Maj	109	0	11.69	9.3242	102.1085	88.79 %
5	NAVRÁTIL, Martin	85	U	O	Maj	109	0	11.75	9.2766	101.5871	88.34 %
6	Šerá, Martina	123	U	O	Maj	103	0	11.25	9.1556	100.2616	87.18 %
7	Glac, Martin	27	U	O	Maj	112	0	12.45	8.9960	98.5141	85.66 %
8	Praschinger, Edgar	105	U	O	Maj	110	0	12.35	8.9069	97.5384	84.82 %
9	Novotný, Jaroslav	94	U	O	Maj	108	0	13.46	8.0238	87.8676	76.41 %
10	Šebo, Petr	120	U	O	Maj	109	0	13.95	7.8136	85.5662	74.41 %
11	Richter, Petr	112	U	O	Maj	114	0	15.16	7.5198	82.3485	71.61 %
12	Novotná, Natálie	93	U	O	Maj	103	0	14.08	7.3153	80.1096	69.66 %
13	Šerá, Michaela	124	U	O	Maj	102	0	14.84	6.8733	75.2690	65.45 %
14	Šerý, Jiří	125	U	O	Maj	108	0	17.19	6.2827	68.8015	59.83 %
15	Žáček, Milan	164	U	O	Maj	110	0	19.78	5.5612	60.8999	52.96 %
16	Šustrová, Kateřina	144	U	O	Maj	99	20	14.49	5.4520	59.7047	51.92 %

Stage Results - PCC

Place	Name	No.	Class	Div	PF	Points	Pen	Time	Hit Factor	Stage Pts	Stage %
1	Žeňčár, Pavol	169	D	PCC	Min	99	0	9.63	10.2804	115.0000	100.00 %
2	Bindik, Franta	7	D	PCC	Min	111	0	11.63	9.5443	106.7658	92.84 %
3	Cimbůrek, Lukáš	16	D	PCC	Min	115	0	12.10	9.5041	106.3167	92.45 %
4	Maska, Richard	77	D	PCC	Min	113	0	12.31	9.1795	102.6855	89.29 %
5	Slavík, Daniel	131	D	PCC	Min	107	0	11.87	9.0143	100.8375	87.68 %
6	Rozehnal, Pavel	115	D	PCC	Min	111	0	12.91	8.5980	96.1802	83.63 %
7	Vinduška, Václav	159	D	PCC	Min	102	10	10.72	8.5821	96.0024	83.48 %
8	Mach, Lukáš	73	D	PCC	Min	101	0	11.90	8.4874	94.9431	82.56 %
9	Sudek, Lukáš	141	D	PCC	Min	85	0	10.14	8.3826	93.7713	81.54 %
10	Vysloužil, Tomáš	162	D	PCC	Min	101	0	12.16	8.3059	92.9131	80.79 %
11	Spanhelova, Tereza	137	D	PCC	Min	107	0	12.96	8.2562	92.3566	80.31 %
12	Korecký, Jan	59	D	PCC	Min	107	0	13.08	8.1804	91.5092	79.57 %
13	Peša, Jaroslav	98	D	PCC	Min	103	0	12.65	8.1423	91.0826	79.20 %
14	Synek, Miloš	148	D	PCC	Min	111	0	13.94	7.9627	89.0736	77.46 %
15	Kubáč, Vítězslav	61	D	PCC	Min	107	0	13.67	7.8274	87.5597	76.14 %
16	Kopřiva, Martin	58	D	PCC	Min	109	0	14.25	7.6491	85.5659	74.41 %
17	Tomaščin, Andrej	151	D	PCC	Min	111	0	14.58	7.6132	85.1637	74.06 %
18	Novotna, Marta	92	D	PCC	Min	101	0	13.39	7.5429	84.3781	73.37 %

19	Radkovič, Michal	108	D	PCC	Min	109	0	14.51	7.5121	84.0326	73.07 %
20	Musil, Eduard	83	D	PCC	Min	101	0	13.60	7.4265	83.0752	72.24 %
21	Luža, Jaroslav	72	D	PCC	Min	103	0	14.03	7.3414	82.1237	71.41 %
22	Heglas, Jakub	32	D	PCC	Min	105	0	14.33	7.3273	81.9657	71.27 %
23	Rataj, Jan	111	D	PCC	Min	95	0	13.18	7.2079	80.6301	70.11 %
24	Meleš, Radovan	79	D	PCC	Min	109	0	15.57	7.0006	78.3117	68.10 %
25	Stundner, David	140	D	PCC	Min	103	0	14.87	6.9267	77.4846	67.38 %
26	Žolnay, Pavol	171	D	PCC	Min	105	0	15.17	6.9216	77.4270	67.33 %
27	Bouda, Lukáš	8	D	PCC	Min	103	0	15.16	6.7942	76.0023	66.09 %
28	Plzák, Jiří	102	D	PCC	Min	105	0	15.76	6.6624	74.5284	64.81 %
29	Ladisich, Robert	67	D	PCC	Min	111	0	17.48	6.3501	71.0347	61.77 %
30	Waldschütz, Wolfgang	163	D	PCC	Min	103	0	16.99	6.0624	67.8161	58.97 %
31	Kastl, Christoph	52	D	PCC	Min	109	0	18.23	5.9792	66.8850	58.16 %
32	Karlin, Marcus	49	D	PCC	Min	96	20	12.96	5.8642	65.5990	57.04 %
33	Zalejský, Rostislav	166	D	PCC	Min	94	10	14.42	5.8252	65.1633	56.66 %
34	Plzák, Jan	101	D	PCC	Min	97	0	17.38	5.5811	62.4325	54.29 %
35	Zalejská, Draha	165	D	PCC	Min	101	0	18.25	5.5342	61.9081	53.83 %
36	Bartoš, Richard	3	D	PCC	Min	107	0	19.39	5.5183	61.7298	53.68 %
37	Ladisich, Sonja	68	D	PCC	Min	113	0	22.00	5.1364	57.4572	49.96 %
38	Svoboda, Jiří	145	D	PCC	Min	90	10	15.81	5.0601	56.6040	49.22 %
39	Šustr, Miloš	143	D	PCC	Min	103	0	22.05	4.6712	52.2538	45.44 %
40	Toman, Petr	150	D	PCC	Min	109	0	23.59	4.6206	51.6877	44.95 %
41	Pevek, Markus	99	D	PCC	Min	113	0	25.66	4.4037	49.2619	42.84 %

Stage Results - Production

Place	Name	No.	Class	Div	PF	Points	Pen	Time	Hit Factor	Stage Pts	Stage %
1	Zapletal, Miroslav	167	U	P	Min	107	0	11.87	9.0143	115.0000	100.00 %
2	Štěpán, Michal	138	U	P	Min	103	0	12.15	8.4774	108.1498	94.04 %
3	Liehne, Jan	70	U	P	Min	107	0	13.25	8.0755	103.0226	89.58 %
4	Němec, Luboš	87	U	P	Min	99	0	13.06	7.5804	96.7068	84.09 %
5	Ščepko, Samuel	173	U	P	Min	107	0	15.73	6.8023	86.7800	75.46 %
6	Kala, Jakub	47	U	P	Min	95	0	14.43	6.5835	83.9889	73.03 %
7	Němcová, Petra	86	U	P	Min	107	0	16.34	6.5483	83.5404	72.64 %
8	Balej, Zdeněk	1	U	P	Min	101	0	15.93	6.3402	80.8854	70.34 %
9	Vančura, Jan	156	U	P	Min	105	0	16.95	6.1947	79.0286	68.72 %
10	Šneberger, Jakub	135	U	P	Min	95	0	15.34	6.1930	79.0065	68.70 %
11	Gabriel, Jiří	25	U	P	Min	109	0	17.75	6.1408	78.3417	68.12 %
12	Brázda, Robert	9	U	P	Min	107	0	17.43	6.1388	78.3161	68.10 %
13	Růžička, Milan	116	U	P	Min	113	0	18.45	6.1247	78.1352	67.94 %
14	Slíva, Tomáš	132	U	P	Min	103	0	16.84	6.1164	78.0297	67.85 %
15	Valvoda, Marek	153	U	P	Min	93	0	15.53	5.9884	76.3970	66.43 %
16	Šamalík, Josef	117	U	P	Min	97	0	16.81	5.7704	73.6154	64.01 %
17	Prokop, Jan	107	U	P	Min	99	0	17.40	5.6897	72.5856	63.12 %
18	Neumann, Michal	90	U	P	Min	107	0	18.85	5.6764	72.4164	62.97 %
19	Najmonová, Hana	84	U	P	Min	97	0	17.25	5.6232	71.7377	62.38 %
20	Škop, Ctirad	130	U	P	Min	103	0	18.37	5.6070	71.5308	62.20 %
21	Kužel, Zdeněk	65	U	P	Min	85	0	15.43	5.5087	70.2777	61.11 %
22	Němeček, Zdeněk	88	U	P	Min	104	10	17.26	5.4461	69.4787	60.42 %
23	Hodoval, Pavel	36	U	P	Min	93	0	17.09	5.4418	69.4234	60.37 %
24	Cehelský, Petr	12	U	P	Min	96	10	16.12	5.3350	68.0610	59.18 %
25	Černý, Lubomír	13	U	P	Min	95	0	17.95	5.2925	67.5187	58.71 %
26	DOLEZAL, Philipp	18	U	P	Min	100	10	17.18	5.2386	66.8319	58.11 %
27	Zemčík, Jan	168	U	P	Min	97	0	18.99	5.1080	65.1646	56.66 %
28	Kaprál, Vojtěch	48	U	P	Min	89	0	17.84	4.9888	63.6444	55.34 %
29	Chernobai, Valentina	15	U	P	Min	97	0	20.75	4.6747	59.6374	51.86 %
30	Rajman, Jiří	109	U	P	Min	95	0	20.68	4.5938	58.6054	50.96 %
31	Slivečka, Zdeněk	133	U	P	Min	89	0	19.63	4.5339	57.8408	50.30 %
32	Šurý, Petr	142	U	P	Min	103	0	22.72	4.5335	57.8354	50.29 %
33	Štěpánová, Martina	139	U	P	Min	107	0	23.95	4.4676	56.9958	49.56 %
34	Nepraš, David	89	U	P	Min	97	0	21.80	4.4495	56.7649	49.36 %

35	Polách, Josef	103	U	P	Min	94	10	20.47	4.1036	52.3511	45.52 %
36	Svojanovský, Daniel	146	U	P	Min	80	10	19.01	3.6823	46.9765	40.85 %
37	Váňa, Jindřich	154	U	P	Min	99	0	30.20	3.2781	41.8209	36.37 %
38	Seiberl, Thomas	122	U	P	Min	94	10	25.66	3.2736	41.7626	36.32 %
39	Vielhaber, Günther	158	U	P	Min	92	20	22.42	3.2114	40.9696	35.63 %
40	Poláčková, Lucie	104	U	P	Min	83	0	26.92	3.0832	39.3340	34.20 %
41	Váňa st., Jindřich	155	U	P	Min	91	30	32.67	1.8672	23.8202	20.71 %
42	Rinke, Wilfried	113	U	P	Min	91	40	29.64	1.7206	21.9511	19.09 %
43	(DQ) Hochholdinger, Walter	GRAUFELL	U	P	Min						

Stage Results - Production Optics

Place	Name	No.	Class	Div	PF	Points	Pen	Time	Hit Factor	Stage Pts	Stage %
1	Hrnčiarik, Andrej	39	U	PO	Min	107	0	13.81	7.7480	115.0000	100.00 %
2	Maděránek, Radim	75	U	PO	Min	99	0	12.95	7.6448	113.4679	98.67 %
3	Meissner, Martin	78	U	PO	Min	113	0	14.96	7.5535	112.1126	97.49 %
4	Barancik, Ivan	2	U	PO	Min	99	0	15.56	6.3625	94.4351	82.12 %
5	Kindl, Thomas	53	U	PO	Min	113	0	19.15	5.9008	87.5825	76.16 %
6	Chalupa, Cyril	14	U	PO	Min	104	10	18.13	5.1848	76.9552	66.92 %

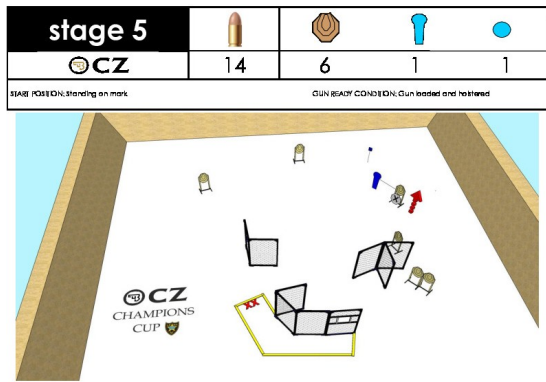
Stage Results - Standard

Place	Name	No.	Class	Div	PF	Points	Pen	Time	Hit Factor	Stage Pts	Stage %
1	Rakušan, Josef	110	U	S	Maj	112	0	12.42	9.0177	115.0000	100.00 %
2	Znamenacek, Petr	170	U	S	Maj	107	0	12.14	8.8138	112.4001	97.74 %
3	Liehne, Zdeněk	71	U	S	Maj	107	10	12.37	7.8416	100.0008	86.96 %
4	Hořínek, Miloš	38	U	S	Maj	109	0	13.96	7.8080	99.5732	86.59 %
5	Kadlčík, Karel	45	U	S	Min	109	0	15.35	7.1010	90.5565	78.74 %
6	Hochholdinger, Christa	34	U	S	Maj	104	0	15.41	6.7489	86.0661	74.84 %
7	Glos, Stanislav	28	U	S	Min	103	0	15.47	6.6580	84.9079	73.83 %
8	Gazda, David	26	U	S	Min	105	0	16.35	6.4220	81.8979	71.22 %
9	Hudeček, František	41	U	S	Min	99	0	15.99	6.1914	78.9565	68.66 %
10	Mikes, Filip	81	U	S	Maj	109	0	17.63	6.1826	78.8453	68.56 %
11	Král, Dalibor	60	U	S	Min	99	0	16.12	6.1414	78.3198	68.10 %
12	Šindler, Hynek	128	U	S	Min	107	0	17.47	6.1248	78.1074	67.92 %
13	Tischlerová, Markéta	149	U	S	Maj	107	0	17.49	6.1178	78.0181	67.84 %
14	Šoustar, Ivo	136	U	S	Maj	104	10	15.60	6.0256	76.8431	66.82 %
15	Šimeček, Jiří	127	U	S	Min	103	0	17.43	5.9094	75.3601	65.53 %
16	Liehne, Irena	69	U	S	Min	109	0	18.50	5.8919	75.1374	65.34 %
17	Jašek, František	43	U	S	Min	105	0	17.95	5.8496	74.5978	64.87 %
18	Marek, Tomas	76	U	S	Min	99	0	17.07	5.7996	73.9611	64.31 %
19	Elstner, Marek	20	U	S	Min	99	0	17.21	5.7525	73.3594	63.79 %
20	Sevcik, Jan	126	U	S	Min	91	0	16.06	5.6663	72.2599	62.83 %
21	Komínek, Jiří	55	U	S	Maj	108	0	19.10	5.6545	72.1094	62.70 %
22	Geringer, Thomas	6	U	S	Min	101	0	18.16	5.5617	70.9262	61.67 %
23	Precanova, Marketa	106	U	S	Min	107	20	15.69	5.5449	70.7127	61.49 %
24	Kašpar, Jiří	50	U	S	Min	91	10	14.61	5.5441	70.7027	61.48 %
25	Vostrý, Jiří	160	U	S	Min	102	10	17.03	5.4022	68.8929	59.91 %
26	Kubik, Karel Jr.	62	U	S	Min	101	0	18.71	5.3982	68.8413	59.86 %
27	Entler, Tomáš	21	U	S	Min	103	0	19.55	5.2685	67.1880	58.42 %
28	Fiala, Jan	22	U	S	Min	94	10	15.97	5.2599	67.0773	58.33 %
29	Ladič, Tibor	66	U	S	Min	100	10	17.30	5.2023	66.3434	57.69 %
30	Janošek, Dušan	42	U	S	Min	93	0	17.96	5.1782	66.0356	57.42 %
31	Václavík, Jaroslav	152	U	S	Maj	94	20	14.42	5.1318	65.4437	56.91 %
32	Batěk, Jarda	4	U	S	Min	103	0	20.67	4.9831	63.5475	55.26 %
33	Konvičný, Lumír	57	U	S	Min	101	0	20.29	4.9778	63.4806	55.20 %
34	Grohol, Radim	29	U	S	Min	100	10	18.26	4.9288	62.8555	54.66 %
35	Halama, Petr	30	U	S	Min	92	10	16.98	4.8292	61.5854	53.55 %
36	Dvořák, Petr	19	U	S	Min	91	0	18.89	4.8174	61.4343	53.42 %
37	Fiedl, Roman	24	U	S	Min	90	10	17.32	4.6189	58.9038	51.22 %
38	Kašpar, Josef	51	U	S	Min	88	20	14.74	4.6133	58.8319	51.16 %

39	Horáčková, Anna	37	U	S	Min	95	0	20.95	4.5346	57.8284	50.29 %
40	Slováček, Pavel	134	U	S	Min	100	10	20.00	4.5000	57.3871	49.90 %
41	Plch, Josef	100	U	S	Min	96	10	19.80	4.3434	55.3904	48.17 %
42	Vrábel, Lukáš	161	U	S	Min	94	20	17.38	4.2578	54.2979	47.22 %
43	Hübner, Luboš	40	U	S	Min	97	0	23.02	4.2137	53.7363	46.73 %
44	Fiala Jr., Jan	23	U	S	Min	91	0	21.73	4.1878	53.4051	46.44 %
45	Konvičná, Ružena	56	U	S	Min	105	0	25.81	4.0682	51.8803	45.11 %
46	Kukula, Otto	64	U	S	Min	93	20	20.22	3.6103	46.0408	40.04 %
47	Švrčková, Věra	147	U	S	Min	86	10	21.20	3.5849	45.7171	39.75 %
48	David, Jaroslav	17	U	S	Min	88	30	17.58	3.2992	42.0737	36.59 %
49	Sixta, Bedřich	129	U	S	Min	98	10	30.49	2.8862	36.8067	32.01 %
50	Kubík, Karel	63	U	S	Maj	70	80	10.11	0.0000	0.0000	0.00 %

Generated by PractiScore for Android (1.7.10 samsung) at 2021-06-07 16:01 +0200

CZ Champions Cup 2020 - FINAL - Stage 5 - 2021-06-05



Stage Results - Classic

Place	Name	No.	Class	Div	PF	Points	Pen	Time	Hit Factor	Stage Pts	Stage %
1	Jedlička, Jiří	44	U	C	Min	56	0	11.15	5.0224	70.0000	100.00 %

Stage Results - Open

Place	Name	No.	Class	Div	PF	Points	Pen	Time	Hit Factor	Stage Pts	Stage %
1	Šebo, Robin	121	U	O	Maj	66	0	8.02	8.2294	70.0000	100.00 %
2	Šerá, Martina	123	U	O	Maj	61	0	8.09	7.5402	64.1372	91.62 %
3	Glac, Martin	27	U	O	Maj	64	0	8.91	7.1829	61.0985	87.28 %
4	NAVRÁTIL, Martin	85	U	O	Maj	64	0	9.02	7.0953	60.3534	86.22 %
5	Samek, Petr	118	U	O	Maj	65	0	9.23	7.0423	59.9018	85.57 %
6	Šebo, Petr	120	U	O	Maj	66	0	9.64	6.8465	58.2365	83.20 %
7	Praschinger, Edgar	105	U	O	Maj	68	0	9.94	6.8410	58.1904	83.13 %
8	Novotný, Jaroslav	94	U	O	Maj	66	0	9.89	6.6734	56.7644	81.09 %
9	Havlíček, Miroslav	31	U	O	Maj	63	10	8.21	6.4555	54.9112	78.44 %
10	Běhal, Jiří	5	U	O	Maj	62	0	9.78	6.3395	53.9239	77.03 %
11	Šerý, Jiří	125	U	O	Maj	65	0	10.40	6.2500	53.1629	75.95 %
12	Richter, Petr	112	U	O	Maj	67	0	10.73	6.2442	53.1133	75.88 %
13	Šustrová, Kateřina	144	U	O	Maj	64	0	10.28	6.2257	52.9560	75.65 %
14	Novotná, Natálie	93	U	O	Maj	63	0	11.22	5.6150	47.7613	68.23 %
15	Šerá, Michaela	124	U	O	Maj	66	0	12.38	5.3312	45.3473	64.78 %
16	Žáček, Milan	164	U	O	Maj	63	0	14.56	4.3269	36.8051	52.58 %

Stage Results - PCC

Place	Name	No.	Class	Div	PF	Points	Pen	Time	Hit Factor	Stage Pts	Stage %
1	Sudek, Lukáš	141	D	PCC	Min	62	0	7.12	8.7079	70.0000	100.00 %
2	Ženčár, Pavol	169	D	PCC	Min	60	0	7.02	8.5470	68.7069	98.15 %
3	Karlin, Marcus	49	D	PCC	Min	68	0	8.17	8.3231	66.9073	95.58 %
4	Synek, Miloš	148	D	PCC	Min	66	0	7.96	8.2915	66.6526	95.22 %
5	Rozehnal, Pavel	115	D	PCC	Min	66	0	8.26	7.9903	64.2318	91.76 %
6	Slavík, Daniel	131	D	PCC	Min	64	0	8.23	7.7764	62.5124	89.30 %
7	Heglas, Jakub	32	D	PCC	Min	66	0	8.81	7.4915	60.2219	86.03 %
8	Mach, Lukáš	73	D	PCC	Min	60	0	8.07	7.4349	59.7674	85.38 %
9	Cimbůrek, Lukáš	16	D	PCC	Min	66	0	8.99	7.3415	59.0161	84.31 %
10	Pevek, Markus	99	D	PCC	Min	64	0	8.73	7.3310	58.9321	84.19 %
11	Bindik, Franta	7	D	PCC	Min	60	0	8.27	7.2551	58.3220	83.32 %
12	Tomaščin, Andrej	151	D	PCC	Min	70	0	10.01	6.9930	56.2148	80.31 %
13	Vysloužil, Tomáš	162	D	PCC	Min	62	0	9.11	6.8057	54.7091	78.16 %
14	Rataj, Jan	111	D	PCC	Min	60	0	8.86	6.7720	54.4382	77.77 %
15	Peša, Jaroslav	98	D	PCC	Min	62	0	9.20	6.7391	54.1739	77.39 %
16	Vinduška, Václav	159	D	PCC	Min	61	10	7.69	6.6320	53.3126	76.16 %
17	Šustr, Miloš	143	D	PCC	Min	66	0	9.98	6.6132	53.1618	75.95 %

18	Korecký, Jan	59	D	PCC	Min	60	0	9.39	6.3898	51.3656	73.38 %
19	Kopřiva, Martin	58	D	PCC	Min	64	0	10.05	6.3682	51.1918	73.13 %
20	Plzák, Jan	101	D	PCC	Min	62	0	9.93	6.2437	50.1913	71.70 %
21	Maska, Richard	77	D	PCC	Min	66	0	10.59	6.2323	50.0996	71.57 %
22	Novotna, Marta	92	D	PCC	Min	60	0	10.10	5.9406	47.7547	68.22 %
23	Meleš, Radovan	79	D	PCC	Min	66	0	11.33	5.8252	46.8274	66.90 %
24	Kastl, Christoph	52	D	PCC	Min	68	0	11.81	5.7578	46.2855	66.12 %
25	Žolnay, Pavol	171	D	PCC	Min	66	0	11.51	5.7341	46.0951	65.85 %
26	Bouda, Lukáš	8	D	PCC	Min	64	0	11.24	5.6940	45.7720	65.39 %
27	Ladisich, Robert	67	D	PCC	Min	68	0	12.12	5.6106	45.1017	64.43 %
28	Waldschütz, Wolfgang	163	D	PCC	Min	68	0	12.13	5.6059	45.0645	64.38 %
29	Spanhelova, Tereza	137	D	PCC	Min	62	0	11.08	5.5957	44.9819	64.26 %
30	Kubáč, Vítězslav	61	D	PCC	Min	58	0	10.45	5.5502	44.6168	63.74 %
31	Radkovič, Michal	108	D	PCC	Min	64	0	11.71	5.4654	43.9349	62.76 %
32	Musil, Eduard	83	D	PCC	Min	58	0	11.63	4.9871	40.0899	57.27 %
33	Toman, Petr	150	D	PCC	Min	66	0	13.37	4.9364	39.6825	56.69 %
34	Luža, Jaroslav	72	D	PCC	Min	58	10	10.01	4.7952	38.5473	55.07 %
35	Stundner, David	140	D	PCC	Min	61	10	11.15	4.5740	36.7690	52.53 %
36	Bartoš, Richard	3	D	PCC	Min	64	0	14.05	4.5552	36.6176	52.31 %
37	Zalejský, Rostislav	166	D	PCC	Min	52	0	12.21	4.2588	34.2353	48.91 %
38	Zalejská, Draha	165	D	PCC	Min	52	0	13.43	3.8719	31.1253	44.46 %
39	Svoboda, Jiří	145	D	PCC	Min	49	10	10.71	3.6415	29.2726	41.82 %
40	Ladisich, Sonja	68	D	PCC	Min	63	10	15.19	3.4891	28.0482	40.07 %
41	Plzák, Jiří	102	D	PCC	Min	62	20	12.25	3.4286	27.5613	39.37 %

Stage Results - Production

Place	Name	No.	Class	Div	PF	Points	Pen	Time	Hit Factor	Stage Pts	Stage %
1	Štěpán, Michal	138	U	P	Min	70	0	8.30	8.4337	70.0000	100.00 %
2	Ščepko, Samuel	173	U	P	Min	68	0	8.90	7.6404	63.4157	90.59 %
3	Kužel, Zdeněk	65	U	P	Min	58	0	7.89	7.3511	61.0139	87.16 %
4	Němec, Luboš	87	U	P	Min	68	0	9.59	7.0907	58.8530	84.08 %
5	Liehne, Jan	70	U	P	Min	64	0	9.36	6.8376	56.7521	81.07 %
6	Němeček, Zdeněk	88	U	P	Min	70	0	10.54	6.6414	55.1233	78.75 %
7	Kala, Jakub	47	U	P	Min	66	0	10.06	6.5606	54.4533	77.79 %
8	Zapletal, Miroslav	167	U	P	Min	60	0	9.24	6.4935	53.8961	76.99 %
9	DOLEZAL, Philipp	18	U	P	Min	66	0	11.03	5.9837	49.6646	70.95 %
10	Prokop, Jan	107	U	P	Min	62	0	10.64	5.8271	48.3647	69.09 %
11	Škop, Ctirad	130	U	P	Min	60	0	10.45	5.7416	47.6555	68.08 %
12	Slíva, Tomáš	132	U	P	Min	64	0	11.57	5.5315	45.9118	65.59 %
13	Šamalík, Josef	117	U	P	Min	64	0	11.90	5.3782	44.6387	63.77 %
14	Gabriel, Jiří	25	U	P	Min	64	0	12.13	5.2762	43.7923	62.56 %
15	Svojanovský, Daniel	146	U	P	Min	62	0	11.93	5.1970	43.1350	61.62 %
16	Kaprál, Vojtěch	48	U	P	Min	62	0	12.03	5.1538	42.7764	61.11 %
17	Růžička, Milan	116	U	P	Min	62	0	12.07	5.1367	42.6346	60.91 %
18	Němcová, Petra	86	U	P	Min	60	0	11.92	5.0336	41.7785	59.68 %
19	Nepraš, David	89	U	P	Min	68	0	13.64	4.9853	41.3783	59.11 %
20	Najmonová, Hana	84	U	P	Min	64	0	12.84	4.9844	41.3707	59.10 %
21	Váňa, Jindřich	154	U	P	Min	64	0	13.28	4.8193	40.0000	57.14 %
22	Vančura, Jan	156	U	P	Min	62	0	13.09	4.7364	39.3125	56.16 %
23	Brázda, Robert	9	U	P	Min	64	0	13.59	4.7093	39.0876	55.84 %
24	Cehelský, Petr	12	U	P	Min	58	0	12.34	4.7002	39.0113	55.73 %
25	Valvoda, Marek	153	U	P	Min	52	0	11.09	4.6889	38.9179	55.60 %
26	Černý, Lubomír	13	U	P	Min	54	0	11.92	4.5302	37.6007	53.72 %
27	Zemčík, Jan	168	U	P	Min	66	0	14.67	4.4990	37.3415	53.35 %
28	Hodoval, Pavel	36	U	P	Min	60	0	14.07	4.2644	35.3945	50.56 %
29	Balej, Zdeněk	1	U	P	Min	59	10	12.09	4.0529	33.6394	48.06 %
30	Neumann, Michal	90	U	P	Min	61	10	12.63	4.0380	33.5154	47.88 %
31	Polách, Josef	103	U	P	Min	56	0	14.15	3.9576	32.8481	46.93 %
32	Slivečka, Zdeněk	133	U	P	Min	52	0	13.22	3.9334	32.6475	46.64 %

33	Šurý, Petr	142	U	P	Min	64	0	17.48	3.6613	30.3890	43.41 %
34	Šneberger, Jakub	135	U	P	Min	57	20	10.42	3.5509	29.4722	42.10 %
35	Váňa st., Jindřich	155	U	P	Min	66	0	19.32	3.4161	28.3540	40.51 %
36	Rajman, Jiří	109	U	P	Min	58	0	17.45	3.3238	27.5874	39.41 %
37	Seiberl, Thomas	122	U	P	Min	56	0	18.60	3.0108	24.9892	35.70 %
38	Poláčková, Lucie	104	U	P	Min	51	10	15.47	2.6503	21.9974	31.42 %
39	Vielhaber, Günther	158	U	P	Min	58	0	22.78	2.5461	21.1326	30.19 %
40	Štěpánová, Martina	139	U	P	Min	52	0	20.72	2.5097	20.8301	29.76 %
41	Chernobai, Valentina	15	U	P	Min	45	10	14.88	2.3522	19.5228	27.89 %
42	Rinke, Wilfried	113	U	P	Min	55	10	30.74	1.4639	12.1503	17.36 %
43	(DQ) Hochholdinger, Walter	GRAUFELL	U	P	Min						

Stage Results - Production Optics

Place	Name	No.	Class	Div	PF	Points	Pen	Time	Hit Factor	Stage Pts	Stage %
1	Barancik, Ivan	2	U	PO	Min	68	0	9.50	7.1579	70.0000	100.00 %
2	Maděránek, Radim	75	U	PO	Min	62	0	8.89	6.9741	68.2029	97.43 %
3	Hrnčiarik, Andrej	39	U	PO	Min	62	0	9.06	6.8433	66.9231	95.60 %
4	Meissner, Martin	78	U	PO	Min	64	0	10.15	6.3054	61.6633	88.09 %
5	Kindl, Thomas	53	U	PO	Min	68	0	14.90	4.5638	44.6309	63.76 %
6	Chalupa, Cyril	14	U	PO	Min	62	0	13.59	4.5622	44.6154	63.74 %

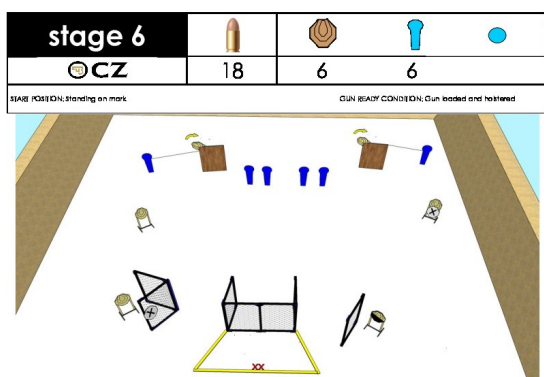
Stage Results - Standard

Place	Name	No.	Class	Div	PF	Points	Pen	Time	Hit Factor	Stage Pts	Stage %
1	Liehne, Zdeněk	71	U	S	Maj	69	0	8.51	8.1081	70.0000	100.00 %
2	Znamenacek, Petr	170	U	S	Maj	66	0	8.93	7.3908	63.8074	91.15 %
3	Václavík, Jaroslav	152	U	S	Maj	66	0	9.61	6.8678	59.2924	84.70 %
4	Rakušan, Josef	110	U	S	Maj	68	0	9.92	6.8548	59.1801	84.54 %
5	Hořínek, Miloš	38	U	S	Maj	69	0	10.91	6.3245	54.6013	78.00 %
6	Kadlčík, Karel	45	U	S	Min	64	0	10.35	6.1836	53.3849	76.26 %
7	Kašpar, Jiří	50	U	S	Min	62	0	10.08	6.1508	53.1019	75.86 %
8	Šindler, Hynek	128	U	S	Min	64	0	11.00	5.8182	50.2303	71.76 %
9	Komínek, Jiří	55	U	S	Maj	63	0	10.85	5.8065	50.1290	71.61 %
10	Šoustar, Ivo	136	U	S	Maj	63	0	10.87	5.7958	50.0368	71.48 %
11	Glos, Stanislav	28	U	S	Min	68	0	11.89	5.7191	49.3748	70.54 %
12	Liehne, Irena	69	U	S	Min	64	0	11.69	5.4748	47.2655	67.52 %
13	Ladič, Tibor	66	U	S	Min	64	0	11.83	5.4100	46.7061	66.72 %
14	Kašpar, Josef	51	U	S	Min	58	0	10.75	5.3953	46.5798	66.54 %
15	Geringer, Thomas	6	U	S	Min	66	0	12.25	5.3878	46.5143	66.45 %
16	Friedl, Roman	24	U	S	Min	62	0	11.58	5.3541	46.2234	66.03 %
17	Hochholdinger, Christa	34	U	S	Maj	63	0	11.87	5.3075	45.8214	65.46 %
18	Grohol, Radim	29	U	S	Min	62	0	11.79	5.2587	45.4001	64.86 %
19	Mikes, Filip	81	U	S	Maj	63	0	12.04	5.2326	45.1744	64.53 %
20	Fiala Jr., Jan	23	U	S	Min	60	0	11.73	5.1151	44.1603	63.09 %
21	Precanova, Marketa	106	U	S	Min	64	0	12.83	4.9883	43.0657	61.52 %
22	Kubik, Karel Jr.	62	U	S	Min	62	0	12.68	4.8896	42.2135	60.30 %
23	David, Jaroslav	17	U	S	Min	60	0	12.30	4.8780	42.1138	60.16 %
24	Entler, Tomáš	21	U	S	Min	62	0	12.93	4.7951	41.3973	59.14 %
25	Tischlerová, Markéta	149	U	S	Maj	64	0	13.42	4.7690	41.1724	58.82 %
26	Král, Dalibor	60	U	S	Min	50	0	10.51	4.7574	41.0720	58.67 %
27	Sevcik, Jan	126	U	S	Min	54	0	11.59	4.6592	40.2243	57.46 %
28	Elstner, Marek	20	U	S	Min	56	0	12.02	4.6589	40.2219	57.46 %
29	Fiala, Jan	22	U	S	Min	58	0	12.62	4.5959	39.6778	56.68 %
30	Pích, Josef	100	U	S	Min	52	0	11.86	4.3845	37.8527	54.08 %
31	Batěk, Jarda	4	U	S	Min	54	0	12.89	4.1893	36.1676	51.67 %
32	Jašek, František	43	U	S	Min	53	10	10.61	4.0528	34.9890	49.98 %
33	Hübner, Luboš	40	U	S	Min	58	0	14.32	4.0503	34.9674	49.95 %
34	Slováček, Pavel	134	U	S	Min	54	0	14.48	3.7293	32.1961	45.99 %
35	Konvičná, Ružena	56	U	S	Min	60	0	16.79	3.5736	30.8517	44.07 %

36	Hudeček, František	41	U	S	Min	59	10	13.80	3.5507	30.6546	43.79 %
37	Janošek, Dušan	42	U	S	Min	48	0	13.60	3.5294	30.4706	43.53 %
38	Marek, Tomas	76	U	S	Min	52	10	12.07	3.4797	30.0414	42.92 %
39	Vrábel, Lukáš	161	U	S	Min	53	10	12.37	3.4762	30.0108	42.87 %
40	Konvičný, Lumír	57	U	S	Min	60	0	17.29	3.4702	29.9595	42.80 %
41	Sixta, Bedřich	129	U	S	Min	58	0	16.73	3.4668	29.9303	42.76 %
42	Švrčková, Věra	147	U	S	Min	48	0	14.57	3.2944	28.4420	40.63 %
43	Vostrý, Jiří	160	U	S	Min	56	0	17.23	3.2501	28.0596	40.09 %
44	Šimeček, Jiří	127	U	S	Min	47	10	11.94	3.0988	26.7532	38.22 %
45	Dvořák, Petr	19	U	S	Min	55	20	11.33	3.0891	26.6696	38.10 %
46	Horáčková, Anna	37	U	S	Min	49	10	14.20	2.7465	23.7113	33.87 %
47	Kukula, Otto	64	U	S	Min	49	10	15.81	2.4668	21.2966	30.42 %
48	Halama, Petr	30	U	S	Min	52	20	13.31	2.4042	20.7563	29.65 %
49	Gazda, David	26	U	S	Min	54	30	12.65	1.8972	16.3794	23.40 %
50	Kubík, Karel	63	U	S	Maj	0	0	0.00	0.0000	0.0000	0.00 %

Generated by PractiScore for Android (1.7.10 samsung) at 2021-06-07 16:01 +0200

CZ Champions Cup 2020 - FINAL - Stage 6 - 2021-06-05



Stage Results - Classic

Place	Name	No.	Class	Div	PF	Points	Pen	Time	Hit Factor	Stage Pts	Stage %
1	Jedlička, Jiří	44	U	C	Min	88	0	12.97	6.7849	90.0000	100.00 %

Stage Results - Open

Place	Name	No.	Class	Div	PF	Points	Pen	Time	Hit Factor	Stage Pts	Stage %
1	Šebo, Robin	121	U	O	Maj	85	0	8.88	9.5721	90.0000	100.00 %
2	Běhal, Jiří	5	U	O	Maj	87	0	9.47	9.1869	86.3785	95.98 %
3	Havlíček, Miroslav	31	U	O	Maj	83	0	9.40	8.8298	83.0208	92.25 %
4	Šerá, Martina	123	U	O	Maj	83	0	9.65	8.6010	80.8700	89.86 %
5	Glac, Martin	27	U	O	Maj	88	0	10.29	8.5520	80.4088	89.34 %
6	Šustrová, Kateřina	144	U	O	Maj	85	0	10.75	7.9070	74.3442	82.60 %
7	NAVRÁTIL, Martin	85	U	O	Maj	77	0	10.03	7.6770	72.1816	80.20 %
8	Novotný, Jaroslav	94	U	O	Maj	83	0	11.21	7.4041	69.6160	77.35 %
9	Praschinger, Edgar	105	U	O	Maj	87	0	11.94	7.2864	68.5096	76.12 %
10	Richter, Petr	112	U	O	Maj	83	0	11.52	7.2049	67.7426	75.27 %
11	Šebo, Petr	120	U	O	Maj	85	0	12.09	7.0306	66.1042	73.45 %
12	Šerá, Michaela	124	U	O	Maj	78	0	11.32	6.8905	64.7865	71.99 %
13	Samek, Petr	118	U	O	Maj	82	10	11.40	6.3158	59.3833	65.98 %
14	Šerý, Jiří	125	U	O	Maj	83	0	13.90	5.9712	56.1435	62.38 %
15	Novotná, Natálie	93	U	O	Maj	77	10	17.18	3.8999	36.6681	40.74 %
16	Žáček, Milan	164	U	O	Maj	71	30	14.37	2.8532	26.8265	29.81 %

Stage Results - PCC

Place	Name	No.	Class	Div	PF	Points	Pen	Time	Hit Factor	Stage Pts	Stage %
1	Ženčár, Pavol	169	D	PCC	Min	86	0	8.28	10.3865	90.0000	100.00 %
2	Sudek, Lukáš	141	D	PCC	Min	84	0	8.99	9.3437	80.9644	89.96 %
3	Slavík, Daniel	131	D	PCC	Min	86	0	9.36	9.1880	79.6154	88.46 %
4	Vinduška, Václav	159	D	PCC	Min	84	0	9.30	9.0323	78.2656	86.96 %
5	Cimbůrek, Lukáš	16	D	PCC	Min	88	0	10.11	8.7043	75.4234	83.80 %
6	Bindik, Franta	7	D	PCC	Min	86	0	10.44	8.2375	71.3793	79.31 %
7	Mach, Lukáš	73	D	PCC	Min	82	0	10.48	7.8244	67.7996	75.33 %
8	Novotna, Marta	92	D	PCC	Min	80	0	10.26	7.7973	67.5643	75.07 %
9	Rozehnal, Pavel	115	D	PCC	Min	84	0	10.83	7.7562	67.2087	74.68 %
10	Karlin, Marcus	49	D	PCC	Min	80	0	10.74	7.4488	64.5446	71.72 %
11	Radkovič, Michal	108	D	PCC	Min	84	0	11.29	7.4402	64.4703	71.63 %
12	Vysloužil, Tomáš	162	D	PCC	Min	80	0	10.79	7.4143	64.2455	71.38 %
13	Maska, Richard	77	D	PCC	Min	80	0	10.99	7.2793	63.0764	70.08 %
14	Heglas, Jakub	32	D	PCC	Min	82	0	11.80	6.9492	60.2152	66.91 %
15	Ladisich, Robert	67	D	PCC	Min	84	0	12.13	6.9250	60.0058	66.67 %
16	Svoboda, Jiří	145	D	PCC	Min	78	0	11.27	6.9210	59.9715	66.64 %
17	Korecký, Jan	59	D	PCC	Min	86	0	12.58	6.8362	59.2369	65.82 %

18	Meleš, Radovan	79	D	PCC	Min	82	0	12.29	6.6721	57.8144	64.24 %
19	Synek, Miloš	148	D	PCC	Min	76	0	11.52	6.5972	57.1657	63.52 %
20	Luža, Jaroslav	72	D	PCC	Min	79	10	10.47	6.5903	57.1054	63.45 %
21	Kopřiva, Martin	58	D	PCC	Min	82	0	12.59	6.5131	56.4368	62.71 %
22	Musil, Eduard	83	D	PCC	Min	80	0	12.33	6.4882	56.2214	62.47 %
23	Pevek, Markus	99	D	PCC	Min	75	10	10.38	6.2620	54.2613	60.29 %
24	Stundner, David	140	D	PCC	Min	80	0	12.79	6.2549	54.1993	60.22 %
25	Waldschütz, Wolfgang	163	D	PCC	Min	81	10	11.65	6.0944	52.8089	58.68 %
26	Plzák, Jiří	102	D	PCC	Min	82	0	13.46	6.0921	52.7890	58.65 %
27	Bouda, Lukáš	8	D	PCC	Min	74	0	12.26	6.0359	52.3017	58.11 %
28	Kubáč, Vítězslav	61	D	PCC	Min	76	0	12.91	5.8869	51.0108	56.68 %
29	Ladisich, Sonja	68	D	PCC	Min	80	0	13.62	5.8737	50.8964	56.55 %
30	Žolnay, Pavol	171	D	PCC	Min	73	10	11.09	5.6808	49.2247	54.69 %
31	Spanhelova, Tereza	137	D	PCC	Min	79	10	12.17	5.6697	49.1284	54.59 %
32	Toman, Petr	150	D	PCC	Min	76	0	13.80	5.5072	47.7209	53.02 %
33	Zalejský, Rostislav	166	D	PCC	Min	75	10	12.12	5.3630	46.4713	51.63 %
34	Kastl, Christoph	52	D	PCC	Min	82	0	15.37	5.3351	46.2290	51.37 %
35	Zalejská, Draha	165	D	PCC	Min	80	0	15.49	5.1646	44.7521	49.72 %
36	Rataj, Jan	111	D	PCC	Min	73	10	12.44	5.0643	43.8828	48.76 %
37	Plzák, Jan	101	D	PCC	Min	71	10	12.12	5.0330	43.6116	48.46 %
38	Bartoš, Richard	3	D	PCC	Min	80	0	17.51	4.5688	39.5893	43.99 %
39	Tomaščin, Andrej	151	D	PCC	Min	80	0	22.18	3.6069	31.2538	34.73 %
40	Peša, Jaroslav	98	D	PCC	Min	72	20	22.70	2.2907	19.8496	22.06 %
41	Šustr, Miloš	143	D	PCC	Min	0	0	0.00	0.0000	0.0000	0.00 %

Stage Results - Production

Place	Name	No.	Class	Div	PF	Points	Pen	Time	Hit Factor	Stage Pts	Stage %
1	Štěpán, Michal	138	U	P	Min	88	0	9.93	8.8620	90.0000	100.00 %
2	Liehne, Jan	70	U	P	Min	82	0	11.05	7.4208	75.3634	83.74 %
3	Zapletal, Miroslav	167	U	P	Min	80	0	10.81	7.4006	75.1577	83.51 %
4	Ščepko, Samuel	173	U	P	Min	82	0	11.86	6.9140	70.2163	78.02 %
5	Kužel, Zdeněk	65	U	P	Min	77	10	10.33	6.4860	65.8694	73.19 %
6	Kala, Jakub	47	U	P	Min	74	0	12.05	6.1411	62.3668	69.30 %
7	Prokop, Jan	107	U	P	Min	80	0	13.43	5.9568	60.4955	67.22 %
8	Němeček, Zdeněk	88	U	P	Min	74	0	12.58	5.8824	59.7393	66.38 %
9	Cehelský, Petr	12	U	P	Min	74	0	12.92	5.7276	58.1672	64.63 %
10	Šneberger, Jakub	135	U	P	Min	80	0	14.17	5.6457	57.3362	63.71 %
11	Škop, Ctirad	130	U	P	Min	82	0	14.80	5.5405	56.2680	62.52 %
12	Slíva, Tomáš	132	U	P	Min	80	0	14.55	5.4983	55.8388	62.04 %
13	Vančura, Jan	156	U	P	Min	84	0	15.45	5.4369	55.2154	61.35 %
14	Brázda, Robert	9	U	P	Min	82	0	15.33	5.3490	54.3226	60.36 %
15	Gabriel, Jiří	25	U	P	Min	79	10	13.01	5.3036	53.8618	59.85 %
16	Kaprál, Vojtěch	48	U	P	Min	80	0	15.17	5.2736	53.5567	59.51 %
17	Najmonová, Hana	84	U	P	Min	77	10	12.80	5.2344	53.1586	59.07 %
18	Němcová, Petra	86	U	P	Min	78	0	14.97	5.2104	52.9154	58.79 %
19	DOLEZAL, Philipp	18	U	P	Min	78	0	15.13	5.1553	52.3558	58.17 %
20	Nepraš, David	89	U	P	Min	70	0	13.60	5.1471	52.2719	58.08 %
21	Valvoda, Marek	153	U	P	Min	80	0	15.95	5.0157	50.9376	56.60 %
22	Šamalík, Josef	117	U	P	Min	76	0	15.86	4.7919	48.6653	54.07 %
23	Zemčík, Jan	168	U	P	Min	82	0	17.17	4.7758	48.5012	53.89 %
24	Růžička, Milan	116	U	P	Min	80	0	17.19	4.6539	47.2632	52.51 %
25	Neumann, Michal	90	U	P	Min	74	0	16.09	4.5991	46.7073	51.90 %
26	Polách, Josef	103	U	P	Min	80	0	17.58	4.5506	46.2147	51.35 %
27	Poláchová, Lucie	104	U	P	Min	68	0	15.61	4.3562	44.2400	49.16 %
28	Vielhaber, Günther	158	U	P	Min	80	0	18.56	4.3103	43.7745	48.64 %
29	Hodoval, Pavel	36	U	P	Min	70	0	16.41	4.2657	43.3210	48.13 %
30	Němec, Luboš	87	U	P	Min	79	10	16.29	4.2357	43.0167	47.80 %
31	Balej, Zdeněk	1	U	P	Min	73	10	15.60	4.0385	41.0133	45.57 %
32	Slivečka, Zdeněk	133	U	P	Min	76	0	19.39	3.9195	39.8057	44.23 %

33	Chernobai, Valentina	15	U	P	Min	65	10	14.11	3.8979	39.5863	43.98 %
34	Šurý, Petr	142	U	P	Min	75	10	18.20	3.5714	36.2703	40.30 %
35	Váňa, Jindřich	154	U	P	Min	77	10	20.98	3.1935	32.4323	36.04 %
36	Štěpánová, Martina	139	U	P	Min	73	10	19.83	3.1770	32.2646	35.85 %
37	Černý, Lubomír	13	U	P	Min	71	30	15.54	2.6384	26.7943	29.77 %
38	Rajman, Jiří	109	U	P	Min	63	10	21.10	2.5118	25.5095	28.34 %
39	Rinke, Wilfried	113	U	P	Min	77	10	26.85	2.4953	25.3419	28.16 %
40	Váňa st., Jindřich	155	U	P	Min	75	10	26.08	2.4923	25.3113	28.12 %
41	Seiberl, Thomas	122	U	P	Min	70	0	31.74	2.2054	22.3975	24.89 %
42	Svojanovský, Daniel	146	U	P	Min	56	40	14.09	1.1356	11.5324	12.81 %
43	(DQ) Hochholdinger, Walter	GRAUFELL	U	P	Min						

Stage Results - Production Optics

Place	Name	No.	Class	Div	PF	Points	Pen	Time	Hit Factor	Stage Pts	Stage %
1	Maděránek, Radim	75	U	PO	Min	80	0	11.89	6.7283	90.0000	100.00 %
2	Hrnčiarik, Andrej	39	U	PO	Min	80	0	12.25	6.5306	87.3551	97.06 %
3	Barancik, Ivan	2	U	PO	Min	80	0	12.42	6.4412	86.1594	95.73 %
4	Meissner, Martin	78	U	PO	Min	80	0	12.53	6.3847	85.4030	94.89 %
5	Kindl, Thomas	53	U	PO	Min	86	0	15.09	5.6991	76.2331	84.70 %
6	Chalupa, Cyril	14	U	PO	Min	71	10	16.22	3.7608	50.3053	55.89 %

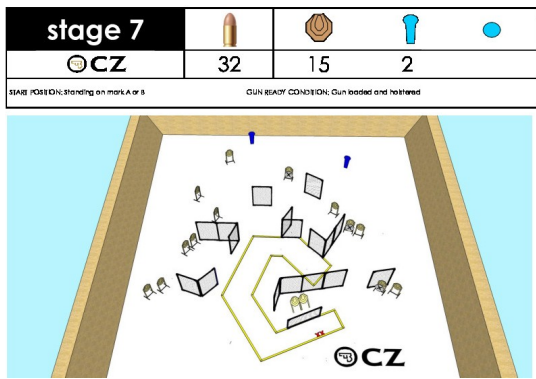
Stage Results - Standard

Place	Name	No.	Class	Div	PF	Points	Pen	Time	Hit Factor	Stage Pts	Stage %
1	Liehne, Zdeněk	71	U	S	Maj	84	0	9.85	8.5279	90.0000	100.00 %
2	Václavík, Jaroslav	152	U	S	Maj	87	0	10.42	8.3493	88.1152	97.91 %
3	Rakušan, Josef	110	U	S	Maj	88	0	11.13	7.9066	83.4424	92.71 %
4	Znamenacek, Petr	170	U	S	Maj	89	0	11.27	7.8971	83.3423	92.60 %
5	Hořínek, Miloš	38	U	S	Maj	82	0	10.98	7.4681	78.8154	87.57 %
6	Kadlčík, Karel	45	U	S	Min	84	0	12.02	6.9884	73.7521	81.95 %
7	Hochholdinger, Christa	34	U	S	Maj	82	0	13.43	6.1057	64.4373	71.60 %
8	Šindler, Hynek	128	U	S	Min	82	0	13.44	6.1012	64.3893	71.54 %
9	Glos, Stanislav	28	U	S	Min	82	0	13.84	5.9249	62.5284	69.48 %
10	Precanova, Marketa	106	U	S	Min	76	0	12.94	5.8733	61.9839	68.87 %
11	Šoustar, Ivo	136	U	S	Maj	85	0	15.11	5.6254	59.3682	65.96 %
12	Liehne, Irena	69	U	S	Min	78	0	13.97	5.5834	58.9247	65.47 %
13	Ladič, Tibor	66	U	S	Min	80	0	14.50	5.5172	58.2266	64.70 %
14	Tischlerová, Markéta	149	U	S	Maj	82	0	15.42	5.3178	56.1215	62.36 %
15	Hudeček, František	41	U	S	Min	76	0	14.57	5.2162	55.0495	61.17 %
16	Geringer, Thomas	6	U	S	Min	78	0	15.12	5.1587	54.4430	60.49 %
17	Fiala Jr., Jan	23	U	S	Min	82	0	16.17	5.0711	53.5184	59.46 %
18	Entler, Tomáš	21	U	S	Min	74	0	14.85	4.9832	52.5902	58.43 %
19	Gazda, David	26	U	S	Min	78	0	15.73	4.9587	52.3318	58.15 %
20	Mikes, Filip	81	U	S	Maj	77	20	11.85	4.8101	50.7640	56.40 %
21	Kašpar, Josef	51	U	S	Min	73	10	13.76	4.5785	48.3194	53.69 %
22	Šimeček, Jiří	127	U	S	Min	74	0	16.31	4.5371	47.8825	53.20 %
23	Horáčková, Anna	37	U	S	Min	80	0	17.84	4.4843	47.3254	52.58 %
24	Grohol, Radim	29	U	S	Min	71	10	14.85	4.1077	43.3514	48.17 %
25	Fiala, Jan	22	U	S	Min	69	10	14.39	4.1001	43.2704	48.08 %
26	Marek, Tomas	76	U	S	Min	77	10	16.50	4.0606	42.8539	47.62 %
27	Kukula, Otto	64	U	S	Min	75	10	16.20	4.0123	42.3446	47.05 %
28	Vrábel, Lukáš	161	U	S	Min	73	10	15.90	3.9623	41.8160	46.46 %
29	David, Jaroslav	17	U	S	Min	70	0	17.67	3.9615	41.8081	46.45 %
30	Elstner, Marek	20	U	S	Min	74	20	13.93	3.8765	40.9112	45.46 %
31	Slováček, Pavel	134	U	S	Min	72	0	18.66	3.8585	40.7212	45.25 %
32	Král, Dalibor	60	U	S	Min	67	10	15.01	3.7975	40.0769	44.53 %
33	Friedl, Roman	24	U	S	Min	70	0	18.64	3.7554	39.6325	44.04 %
34	Jašek, František	43	U	S	Min	74	20	14.56	3.7088	39.1410	43.49 %
35	Komínek, Jiří	55	U	S	Maj	73	20	14.71	3.6030	38.0244	42.25 %

36	Sevcik, Jan	126	U	S	Min	68	20	13.74	3.4934	36.8684	40.96 %
37	Kubik, Karel Jr.	62	U	S	Min	72	20	15.09	3.4460	36.3675	40.41 %
38	Konvičný, Lumír	57	U	S	Min	78	0	22.80	3.4211	36.1043	40.12 %
39	Janošek, Dušan	42	U	S	Min	70	20	14.66	3.4106	35.9944	39.99 %
40	Kašpar, Jiří	50	U	S	Min	68	20	14.24	3.3708	35.5738	39.53 %
41	Batěk, Jarda	4	U	S	Min	71	10	18.31	3.3315	35.1594	39.07 %
42	Hübner, Luboš	40	U	S	Min	71	10	18.94	3.2207	33.9899	37.77 %
43	Plch, Josef	100	U	S	Min	67	10	17.83	3.1969	33.7383	37.49 %
44	Konvičná, Ružena	56	U	S	Min	76	0	23.93	3.1759	33.5174	37.24 %
45	Halama, Petr	30	U	S	Min	66	20	17.09	2.6916	28.4063	31.56 %
46	Vostrý, Jiří	160	U	S	Min	64	20	17.44	2.5229	26.6260	29.58 %
47	Švrčková, Věra	147	U	S	Min	70	20	20.13	2.4839	26.2135	29.13 %
48	Sixta, Bedřich	129	U	S	Min	66	30	15.62	2.3047	24.3232	27.03 %
49	Dvořák, Petr	19	U	S	Min	57	30	23.61	1.1436	12.0689	13.41 %
50	Kubík, Karel	63	U	S	Maj	0	0	0.00	0.0000	0.0000	0.00 %

Generated by PractiScore for Android (1.7.10 samsung) at 2021-06-07 16:02 +0200

CZ Champions Cup 2020 - FINAL - Stage 7 - 2021-06-05



Stage Results - Classic

Place	Name	No.	Class	Div	PF	Points	Pen	Time	Hit Factor	Stage Pts	Stage %
1	Jedlička, Jiří	44	U	C	Min	152	0	21.81	6.9693	160.0000	100.00 %

Stage Results - Open

Place	Name	No.	Class	Div	PF	Points	Pen	Time	Hit Factor	Stage Pts	Stage %
1	Šebo, Robin	121	U	O	Maj	158	0	14.99	10.5404	160.0000	100.00 %
2	Havlíček, Miroslav	31	U	O	Maj	154	0	15.27	10.0851	153.0898	95.68 %
3	NAVRÁTIL, Martin	85	U	O	Maj	150	0	16.15	9.2879	140.9884	88.12 %
4	Běhal, Jiří	5	U	O	Maj	153	0	16.52	9.2615	140.5872	87.87 %
5	Šerá, Martina	123	U	O	Maj	147	0	17.99	8.1712	124.0368	77.52 %
6	Šustrová, Kateřina	144	U	O	Maj	153	0	19.47	7.8582	119.2861	74.55 %
7	Šerý, Jiří	125	U	O	Maj	149	10	18.49	7.5176	114.1149	71.32 %
8	Praschinger, Edgar	105	U	O	Maj	149	0	20.20	7.3762	111.9694	69.98 %
9	Richter, Petr	112	U	O	Maj	151	0	21.84	6.9139	104.9515	65.59 %
10	Glac, Martin	27	U	O	Maj	145	20	18.62	6.7132	101.9049	63.69 %
11	Novotný, Jaroslav	94	U	O	Maj	147	10	20.44	6.7025	101.7429	63.59 %
12	Novotná, Natálie	93	U	O	Maj	138	0	21.56	6.4007	97.1616	60.73 %
13	Samek, Petr	118	U	O	Maj	148	0	24.35	6.0780	92.2629	57.66 %
14	Žáček, Milan	164	U	O	Maj	145	0	31.29	4.6341	70.3440	43.96 %
15	Šebo, Petr	120	U	O	Maj	152	0	34.42	4.4160	67.0343	41.90 %
16	Šerá, Michaela	124	U	O	Maj	128	20	27.18	3.9735	60.3169	37.70 %

Stage Results - PCC

Place	Name	No.	Class	Div	PF	Points	Pen	Time	Hit Factor	Stage Pts	Stage %
1	Žeňčár, Pavol	169	D	PCC	Min	144	0	12.34	11.6694	160.0000	100.00 %
2	Slavík, Daniel	131	D	PCC	Min	150	0	15.42	9.7276	133.3766	83.36 %
3	Bindik, Franta	7	D	PCC	Min	156	0	16.32	9.5588	131.0621	81.91 %
4	Vínduška, Václav	159	D	PCC	Min	154	0	16.19	9.5120	130.4207	81.51 %
5	Karlin, Marcus	49	D	PCC	Min	150	0	15.84	9.4697	129.8401	81.15 %
6	Sudek, Lukáš	141	D	PCC	Min	137	10	13.52	9.3935	128.7952	80.50 %
7	Synek, Miloš	148	D	PCC	Min	156	0	16.99	9.1819	125.8937	78.68 %
8	Rozehnal, Pavel	115	D	PCC	Min	156	0	17.40	8.9655	122.9272	76.83 %
9	Vysloužil, Tomáš	162	D	PCC	Min	152	0	17.26	8.8065	120.7467	75.47 %
10	Mach, Lukáš	73	D	PCC	Min	150	0	17.71	8.4698	116.1302	72.58 %
11	Heglas, Jakub	32	D	PCC	Min	144	0	17.81	8.0853	110.8591	69.29 %
12	Maska, Richard	77	D	PCC	Min	144	0	18.00	8.0000	109.6889	68.56 %
13	Peša, Jaroslav	98	D	PCC	Min	142	0	18.16	7.8194	107.2124	67.01 %
14	Rataj, Jan	111	D	PCC	Min	142	0	18.25	7.7808	106.6837	66.68 %
15	Korecký, Jan	59	D	PCC	Min	146	0	18.99	7.6883	105.4145	65.88 %
16	Pevek, Markus	99	D	PCC	Min	154	0	20.30	7.5862	104.0153	65.01 %
17	Žolnay, Pavol	171	D	PCC	Min	138	0	18.27	7.5534	103.5650	64.73 %
18	Luža, Jaroslav	72	D	PCC	Min	136	0	18.61	7.3079	100.1994	62.62 %

19	Novotna, Marta	92	D	PCC	Min	132	0	18.17	7.2647	99.6074	62.25 %
20	Kopřiva, Martin	58	D	PCC	Min	143	10	18.76	7.0896	97.2056	60.75 %
21	Tomaščin, Andrej	151	D	PCC	Min	136	0	19.35	7.0284	96.3675	60.23 %
22	Radkovič, Michal	108	D	PCC	Min	148	0	21.85	6.7735	92.8716	58.04 %
23	Waldschütz, Wolfgang	163	D	PCC	Min	148	0	22.59	6.5516	89.8293	56.14 %
24	Kubáč, Vítězslav	61	D	PCC	Min	141	10	20.00	6.5500	89.8078	56.13 %
25	Bouda, Lukáš	8	D	PCC	Min	150	0	23.26	6.4488	88.4208	55.26 %
26	Meleš, Radovan	79	D	PCC	Min	154	0	24.36	6.3218	86.6794	54.17 %
27	Stundner, David	140	D	PCC	Min	142	0	22.99	6.1766	84.6880	52.93 %
28	Spanhelova, Tereza	137	D	PCC	Min	145	20	20.59	6.0709	83.2389	52.02 %
29	Svoboda, Jiří	145	D	PCC	Min	148	0	25.24	5.8637	80.3980	50.25 %
30	Ladisich, Robert	67	D	PCC	Min	154	0	26.33	5.8488	80.1941	50.12 %
31	Plzák, Jan	101	D	PCC	Min	135	20	20.92	5.4971	75.3718	47.11 %
32	Kastl, Christoph	52	D	PCC	Min	152	0	27.91	5.4461	74.6718	46.67 %
33	Plzák, Jiří	102	D	PCC	Min	150	0	27.55	5.4446	74.6521	46.66 %
34	Musil, Eduard	83	D	PCC	Min	130	20	20.79	5.2910	72.5456	45.34 %
35	Zalejský, Rostislav	166	D	PCC	Min	136	0	25.90	5.2510	71.9966	45.00 %
36	Toman, Petr	150	D	PCC	Min	150	0	31.71	4.7304	64.8586	40.54 %
37	Bartoš, Richard	3	D	PCC	Min	150	0	36.00	4.1667	57.1296	35.71 %
38	Zalejská, Draha	165	D	PCC	Min	138	0	39.57	3.4875	47.8174	29.89 %
39	Ladisich, Sonja	68	D	PCC	Min	146	0	47.68	3.0621	41.9845	26.24 %
40	Cimbůrek, Lukáš	16	D	PCC	Min	151	10	47.93	2.9418	40.3352	25.21 %
41	Šustr, Miloš	143	D	PCC	Min	0	0	0.00	0.0000	0.0000	0.00 %

Stage Results - Production

Place	Name	No.	Class	Div	PF	Points	Pen	Time	Hit Factor	Stage Pts	Stage %
1	Štěpán, Michal	138	U	P	Min	148	0	16.81	8.8043	160.0000	100.00 %
2	Liehne, Jan	70	U	P	Min	156	0	19.23	8.1123	147.4251	92.14 %
3	Zapletal, Miroslav	167	U	P	Min	146	0	18.01	8.1066	147.3212	92.08 %
4	Ščepko, Samuel	173	U	P	Min	148	0	19.21	7.7043	140.0104	87.51 %
5	Kala, Jakub	47	U	P	Min	154	0	20.75	7.4217	134.8741	84.30 %
6	Kužel, Zdeněk	65	U	P	Min	156	0	22.21	7.0239	127.6445	79.78 %
7	Němeček, Zdeněk	88	U	P	Min	150	0	23.09	6.4963	118.0574	73.79 %
8	Šneberger, Jakub	135	U	P	Min	150	0	24.17	6.2060	112.7822	70.49 %
9	Slíva, Tomáš	132	U	P	Min	144	0	23.72	6.0708	110.3250	68.95 %
10	Cehelský, Petr	12	U	P	Min	136	0	22.71	5.9886	108.8298	68.02 %
11	Šamalík, Josef	117	U	P	Min	138	0	23.44	5.8874	106.9911	66.87 %
12	Němec, Luboš	87	U	P	Min	140	0	23.91	5.8553	106.4080	66.51 %
13	Škop, Ctirad	130	U	P	Min	144	0	24.67	5.8370	106.0765	66.30 %
14	Kaprál, Vojtěch	48	U	P	Min	148	0	25.48	5.8085	105.5573	65.97 %
15	Gabriel, Jiří	25	U	P	Min	152	0	26.25	5.7905	105.2302	65.77 %
16	DOLEZAL, Philipp	18	U	P	Min	142	0	24.53	5.7888	105.2003	65.75 %
17	Brázda, Robert	9	U	P	Min	152	0	26.26	5.7883	105.1901	65.74 %
18	Prokop, Jan	107	U	P	Min	146	0	25.62	5.6987	103.5618	64.73 %
19	Balej, Zdeněk	1	U	P	Min	133	10	21.87	5.6241	102.2074	63.88 %
20	Najmonová, Hana	84	U	P	Min	146	0	26.16	5.5810	101.4241	63.39 %
21	Němcová, Petra	86	U	P	Min	144	0	26.79	5.3751	97.6823	61.05 %
22	Rajman, Jiří	109	U	P	Min	144	0	29.23	4.9264	89.5282	55.96 %
23	Vielhaber, Günther	158	U	P	Min	148	0	30.35	4.8764	88.6194	55.39 %
24	Vančura, Jan	156	U	P	Min	144	10	27.56	4.8621	88.3592	55.22 %
25	Růžička, Milan	116	U	P	Min	146	0	30.21	4.8328	87.8270	54.89 %
26	Valvoda, Marek	153	U	P	Min	131	20	23.15	4.7948	87.1361	54.46 %
27	Zemčík, Jan	168	U	P	Min	142	0	30.00	4.7333	86.0187	53.76 %
28	Neumann, Michal	90	U	P	Min	139	10	27.51	4.6892	85.2168	53.26 %
29	Chernobaj, Valentina	15	U	P	Min	124	0	27.16	4.5655	82.9694	51.86 %
30	Šurý, Petr	142	U	P	Min	142	0	31.26	4.5425	82.5516	51.59 %
31	Váňa, Jindřich	154	U	P	Min	142	0	31.81	4.4640	81.1242	50.70 %
32	Štěpánová, Martina	139	U	P	Min	150	0	33.84	4.4326	80.5540	50.35 %
33	Nepraš, David	89	U	P	Min	134	20	27.04	4.2160	76.6168	47.89 %
34	Slivečka, Zdeněk	133	U	P	Min	129	10	28.45	4.1828	76.0135	47.51 %

35	Polách, Josef	103	U	P	Min	135	10	30.24	4.1336	75.1198	46.95 %
36	Hodoval, Pavel	36	U	P	Min	128	20	26.64	4.0541	73.6742	46.05 %
37	Svojanovský, Daniel	146	U	P	Min	139	20	30.53	3.8978	70.8347	44.27 %
38	Rinke, Wilfried	113	U	P	Min	154	0	39.81	3.8684	70.2999	43.94 %
39	Poláčková, Lucie	104	U	P	Min	134	0	34.94	3.8351	69.6960	43.56 %
40	Seiberl, Thomas	122	U	P	Min	134	0	35.45	3.7800	68.6933	42.93 %
41	Černý, Lubomír	13	U	P	Min	144	20	34.15	3.6310	65.9868	41.24 %
42	Váňa st., Jindřich	155	U	P	Min	132	0	43.45	3.0380	55.2090	34.51 %
43	(DQ) Hochholdinger, Walter	GRAUFELL	U	P	Min						

Stage Results - Production Optics

Place	Name	No.	Class	Div	PF	Points	Pen	Time	Hit Factor	Stage Pts	Stage %
1	Hrnčiarik, Andrej	39	U	PO	Min	148	0	18.28	8.0963	160.0000	100.00 %
2	Maděránek, Radim	75	U	PO	Min	148	0	18.39	8.0479	159.0430	99.40 %
3	Meissner, Martin	78	U	PO	Min	148	0	21.15	6.9976	138.2884	86.43 %
4	Barancik, Ivan	2	U	PO	Min	146	0	21.25	6.8706	135.7777	84.86 %
5	Chalupa, Cyril	14	U	PO	Min	156	0	29.88	5.2209	103.1759	64.48 %
6	Kindl, Thomas	53	U	PO	Min	132	60	30.58	2.3545	46.5296	29.08 %

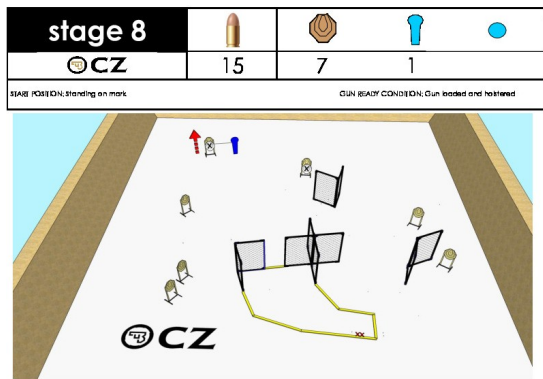
Stage Results - Standard

Place	Name	No.	Class	Div	PF	Points	Pen	Time	Hit Factor	Stage Pts	Stage %
1	Rakušan, Josef	110	U	S	Maj	150	0	16.07	9.3342	160.0000	100.00 %
2	Liehne, Zdeněk	71	U	S	Maj	153	0	16.58	9.2280	158.1800	98.86 %
3	Znamenacek, Petr	170	U	S	Maj	154	0	17.45	8.8252	151.2760	94.55 %
4	Hořínek, Miloš	38	U	S	Maj	153	0	18.91	8.0910	138.6898	86.68 %
5	Kadlčík, Karel	45	U	S	Min	150	0	20.76	7.2254	123.8536	77.41 %
6	Václavík, Jaroslav	152	U	S	Maj	149	0	20.64	7.2190	123.7432	77.34 %
7	Šoustar, Ivo	136	U	S	Maj	152	0	22.47	6.7646	115.9538	72.47 %
8	Hochholdinger, Christa	34	U	S	Maj	156	0	24.40	6.3934	109.5921	68.50 %
9	Kašpar, Josef	51	U	S	Min	131	10	19.36	6.2500	107.1333	66.96 %
10	Mikes, Filip	81	U	S	Maj	146	0	23.98	6.0884	104.3634	65.23 %
11	Elstner, Marek	20	U	S	Min	152	0	25.51	5.9584	102.1357	63.83 %
12	Sevcik, Jan	126	U	S	Min	148	0	25.15	5.8847	100.8715	63.04 %
13	Kašpar, Jiří	50	U	S	Min	142	0	24.26	5.8533	100.3326	62.71 %
14	Jašek, František	43	U	S	Min	141	10	22.40	5.8482	100.2462	62.65 %
15	Vostrý, Jiří	160	U	S	Min	148	0	25.38	5.8314	99.9573	62.47 %
16	Grohol, Radim	29	U	S	Min	142	0	24.65	5.7606	98.7452	61.72 %
17	Král, Dalibor	60	U	S	Min	126	0	21.94	5.7429	98.4416	61.53 %
18	Glos, Stanislav	28	U	S	Min	143	10	23.34	5.6984	97.6777	61.05 %
19	Hudeček, František	41	U	S	Min	134	0	23.96	5.5927	95.8656	59.92 %
20	Batěk, Jarda	4	U	S	Min	148	0	26.64	5.5556	95.2296	59.52 %
21	Ladič, Tibor	66	U	S	Min	142	0	25.71	5.5231	94.6740	59.17 %
22	Precanova, Marketa	106	U	S	Min	140	0	25.39	5.5140	94.5170	59.07 %
23	Šindler, Hynek	128	U	S	Min	148	0	26.91	5.4998	94.2741	58.92 %
24	Tischlerová, Markéta	149	U	S	Maj	145	0	26.65	5.4409	93.2643	58.29 %
25	Gazda, David	26	U	S	Min	132	0	24.73	5.3376	91.4944	57.18 %
26	Liehne, Irena	69	U	S	Min	141	10	24.76	5.2908	90.6912	56.68 %
27	Šimeček, Jiří	127	U	S	Min	138	0	26.68	5.1724	88.6621	55.41 %
28	Fiala Jr., Jan	23	U	S	Min	138	0	27.00	5.1111	87.6113	54.76 %
29	Marek, Tomas	76	U	S	Min	140	0	27.90	5.0179	86.0139	53.76 %
30	Fiala, Jan	22	U	S	Min	141	10	26.93	4.8645	83.3834	52.11 %
31	David, Jaroslav	17	U	S	Min	128	0	26.44	4.8411	82.9838	51.86 %
32	Vrábel, Lukáš	161	U	S	Min	145	10	28.01	4.8197	82.6162	51.64 %
33	Konvičný, Lumír	57	U	S	Min	140	0	29.07	4.8160	82.5520	51.60 %
34	Kubik, Karel Jr.	62	U	S	Min	135	10	25.98	4.8114	82.4737	51.55 %
35	Janošek, Dušan	42	U	S	Min	126	0	27.78	4.5356	77.7469	48.59 %
36	Sixta, Bedřich	129	U	S	Min	146	0	32.59	4.4799	76.7915	47.99 %
37	Komínek, Jiří	55	U	S	Maj	145	20	28.14	4.4421	76.1431	47.59 %
38	Kukula, Otto	64	U	S	Min	140	0	31.67	4.4206	75.7748	47.36 %

39	Geringer, Thomas	6	U	S	Min	138	20	26.97	4.3752	74.9973	46.87 %
40	Slováček, Pavel	134	U	S	Min	134	0	30.69	4.3662	74.8432	46.78 %
41	Entler, Tomáš	21	U	S	Min	138	0	31.77	4.3437	74.4572	46.54 %
42	Plch, Josef	100	U	S	Min	137	40	23.60	4.1102	70.4538	44.03 %
43	Konvičná, Ružena	56	U	S	Min	148	0	36.72	4.0305	69.0882	43.18 %
44	Friedl, Roman	24	U	S	Min	126	20	27.76	3.8184	65.4532	40.91 %
45	Horáčková, Anna	37	U	S	Min	118	10	32.02	3.3729	57.8159	36.13 %
46	Švrčková, Věra	147	U	S	Min	121	10	33.10	3.3535	57.4830	35.93 %
47	Hübner, Luboš	40	U	S	Min	125	30	34.23	2.7753	47.5731	29.73 %
48	Halama, Petr	30	U	S	Min	120	60	23.47	2.5565	43.8210	27.39 %
49	Dvořák, Petr	19	U	S	Min	117	50	27.27	2.4569	42.1148	26.32 %
50	Kubík, Karel	63	U	S	Maj	0	0	0.00	0.0000	0.0000	0.00 %

Generated by PractiScore for Android (1.7.10 samsung) at 2021-06-07 16:02 +0200

CZ Champions Cup 2020 - FINAL - Stage 8 - 2021-06-05



Stage Results - Classic

Place	Name	No.	Class	Div	PF	Points	Pen	Time	Hit Factor	Stage Pts	Stage %
1	Jedlička, Jiří	44	U	C	Min	67	0	12.90	5.1938	75.0000	100.00 %

Stage Results - Open

Place	Name	No.	Class	Div	PF	Points	Pen	Time	Hit Factor	Stage Pts	Stage %
1	Havlíček, Miroslav	31	U	O	Maj	75	0	6.80	11.0294	75.0000	100.00 %
2	Šebo, Robin	121	U	O	Maj	72	0	6.82	10.5572	71.7889	95.72 %
3	Šerá, Martina	123	U	O	Maj	69	0	7.09	9.7320	66.1777	88.24 %
4	Samek, Petr	118	U	O	Maj	69	0	7.13	9.6774	65.8065	87.74 %
5	Šerý, Jiří	125	U	O	Maj	72	0	7.76	9.2784	63.0928	84.12 %
6	Glac, Martin	27	U	O	Maj	73	0	7.88	9.2640	62.9949	83.99 %
7	NAVRÁTIL, Martin	85	U	O	Maj	70	0	8.25	8.4848	57.6970	76.93 %
8	Šerá, Michaela	124	U	O	Maj	74	0	8.75	8.4571	57.5086	76.68 %
9	Praschinger, Edgar	105	U	O	Maj	72	0	8.90	8.0899	55.0112	73.35 %
10	Běhal, Jiří	5	U	O	Maj	72	0	8.96	8.0357	54.6429	72.86 %
11	Novotný, Jaroslav	94	U	O	Maj	75	10	8.12	8.0049	54.4335	72.58 %
12	Richter, Petr	112	U	O	Maj	70	0	10.76	6.5056	44.2379	58.98 %
13	Šustrová, Kateřina	144	U	O	Maj	71	10	9.84	6.1992	42.1545	56.21 %
14	Šebo, Petr	120	U	O	Maj	62	0	10.09	6.1447	41.7839	55.71 %
15	Novotná, Natálie	93	U	O	Maj	68	0	11.08	6.1372	41.7329	55.64 %
16	Žáček, Milan	164	U	O	Maj	69	10	12.70	4.6457	31.5906	42.12 %

Stage Results - PCC

Place	Name	No.	Class	Div	PF	Points	Pen	Time	Hit Factor	Stage Pts	Stage %
1	Ženčár, Pavol	169	D	PCC	Min	69	0	6.21	11.1111	75.0000	100.00 %
2	Vinduška, Václav	159	D	PCC	Min	71	0	6.43	11.0420	74.5334	99.38 %
3	Slavík, Daniel	131	D	PCC	Min	65	0	6.46	10.0619	67.9180	90.56 %
4	Synek, Miloš	148	D	PCC	Min	73	0	7.26	10.0551	67.8719	90.50 %
5	Sudek, Lukáš	141	D	PCC	Min	67	0	6.71	9.9851	67.3994	89.87 %
6	Žolnay, Pavol	171	D	PCC	Min	73	0	7.53	9.6946	65.4382	87.25 %
7	Rozehnal, Pavel	115	D	PCC	Min	73	0	7.62	9.5801	64.6654	86.22 %
8	Bindík, Franta	7	D	PCC	Min	69	0	7.26	9.5041	64.1529	85.54 %
9	Tomaščin, Andrej	151	D	PCC	Min	67	0	7.18	9.3315	62.9875	83.98 %
10	Karlin, Marcus	49	D	PCC	Min	71	0	7.68	9.2448	62.4023	83.20 %
11	Maska, Richard	77	D	PCC	Min	73	0	8.02	9.1022	61.4401	81.92 %
12	Meleš, Radovan	79	D	PCC	Min	73	0	8.22	8.8808	59.9453	79.93 %
13	Spanhelova, Tereza	137	D	PCC	Min	71	0	8.25	8.6061	58.0909	77.45 %
14	Peša, Jaroslav	98	D	PCC	Min	67	0	7.80	8.5897	57.9808	77.31 %
15	Vysloužil, Tomáš	162	D	PCC	Min	67	0	7.85	8.5350	57.6115	76.82 %
16	Radkovič, Michal	108	D	PCC	Min	67	0	8.02	8.3541	56.3903	75.19 %
17	Rataj, Jan	111	D	PCC	Min	69	0	8.36	8.2536	55.7117	74.28 %

18	Heglas, Jakub	32	D	PCC	Min	67	0	8.20	8.1707	55.1524	73.54 %
19	Kopřiva, Martin	58	D	PCC	Min	75	0	9.44	7.9449	53.6282	71.50 %
20	Waldschütz, Wolfgang	163	D	PCC	Min	71	0	9.11	7.7936	52.6070	70.14 %
21	Luža, Jaroslav	72	D	PCC	Min	71	0	9.13	7.7766	52.4918	69.99 %
22	Mach, Lukáš	73	D	PCC	Min	61	0	8.06	7.5682	51.0856	68.11 %
23	Svoboda, Jiří	145	D	PCC	Min	69	0	9.18	7.5163	50.7353	67.65 %
24	Bouda, Lukáš	8	D	PCC	Min	69	0	9.30	7.4194	50.0806	66.77 %
25	Stundner, David	140	D	PCC	Min	71	0	9.90	7.1717	48.4091	64.55 %
26	Kubáč, Vítězslav	61	D	PCC	Min	69	0	9.66	7.1429	48.2143	64.29 %
27	Ladisich, Robert	67	D	PCC	Min	73	0	10.98	6.6485	44.8770	59.84 %
28	Korecký, Jan	59	D	PCC	Min	67	0	10.75	6.2326	42.0698	56.09 %
29	Musil, Eduard	83	D	PCC	Min	67	0	10.83	6.1865	41.7590	55.68 %
30	Plzák, Jiří	102	D	PCC	Min	73	0	12.73	5.7345	38.7078	51.61 %
31	Zalejský, Rostislav	166	D	PCC	Min	63	0	11.00	5.7273	38.6591	51.55 %
32	Cimbůrek, Lukáš	16	D	PCC	Min	75	0	14.17	5.2929	35.7269	47.64 %
33	Plzák, Jan	101	D	PCC	Min	65	10	10.45	5.2632	35.5263	47.37 %
34	Kastl, Christoph	52	D	PCC	Min	73	0	14.03	5.2031	35.1212	46.83 %
35	Šustr, Miloš	143	D	PCC	Min	71	0	13.68	5.1901	35.0329	46.71 %
36	Pevek, Markus	99	D	PCC	Min	67	0	12.99	5.1578	34.8152	46.42 %
37	Toman, Petr	150	D	PCC	Min	65	0	13.03	4.9885	33.6723	44.90 %
38	Bartoš, Richard	3	D	PCC	Min	73	0	16.23	4.4978	30.3604	40.48 %
39	Novotna, Marta	92	D	PCC	Min	62	20	10.01	4.1958	28.3217	37.76 %
40	Ladisich, Sonja	68	D	PCC	Min	71	0	17.25	4.1159	27.7826	37.04 %
41	Zalejská, Draha	165	D	PCC	Min	61	0	20.26	3.0109	20.3233	27.10 %

Stage Results - Production

Place	Name	No.	Class	Div	PF	Points	Pen	Time	Hit Factor	Stage Pts	Stage %
1	Štěpán, Michal	138	U	P	Min	73	0	7.77	9.3951	75.0000	100.00 %
2	Šcepko, Samuel	173	U	P	Min	67	0	8.03	8.3437	66.6068	88.81 %
3	Liehne, Jan	70	U	P	Min	71	0	8.58	8.2751	66.0588	88.08 %
4	Zapletal, Miroslav	167	U	P	Min	67	0	8.19	8.1807	65.3056	87.07 %
5	Kala, Jakub	47	U	P	Min	65	0	8.59	7.5669	60.4059	80.54 %
6	Němec, Luboš	87	U	P	Min	69	0	9.20	7.5000	59.8716	79.83 %
7	Balej, Zdeněk	1	U	P	Min	69	0	9.25	7.4595	59.5479	79.40 %
8	Nepraš, David	89	U	P	Min	71	0	9.62	7.3805	58.9173	78.56 %
9	DOLEZAL, Philipp	18	U	P	Min	65	0	9.05	7.1823	57.3356	76.45 %
10	Brázda, Robert	9	U	P	Min	73	0	10.40	7.0192	56.0337	74.71 %
11	Němeček, Zdeněk	88	U	P	Min	63	0	9.08	6.9383	55.3878	73.85 %
12	Šneberger, Jakub	135	U	P	Min	73	0	10.82	6.7468	53.8586	71.81 %
13	Němcová, Petra	86	U	P	Min	73	0	10.95	6.6667	53.2192	70.96 %
14	Šamalík, Josef	117	U	P	Min	67	0	10.45	6.4115	51.1821	68.24 %
15	Cehelský, Petr	12	U	P	Min	67	0	10.50	6.3810	50.9384	67.92 %
16	Neumann, Michal	90	U	P	Min	73	0	12.07	6.0481	48.2809	64.37 %
17	Prokop, Jan	107	U	P	Min	69	0	11.59	5.9534	47.5253	63.37 %
18	Zemčík, Jan	168	U	P	Min	73	0	12.38	5.8966	47.0719	62.76 %
19	Chernobai, Valentina	15	U	P	Min	63	0	11.08	5.6859	45.3900	60.52 %
20	Černý, Lubomír	13	U	P	Min	71	0	12.50	5.6800	45.3427	60.46 %
21	Gabriel, Jiří	25	U	P	Min	73	0	13.71	5.3246	42.5055	56.67 %
22	Kaprál, Vojtěch	48	U	P	Min	65	0	12.31	5.2803	42.1517	56.20 %
23	Váňa, Jindřich	154	U	P	Min	71	0	13.50	5.2593	41.9840	55.98 %
24	Slíva, Tomáš	132	U	P	Min	65	0	12.40	5.2419	41.8457	55.79 %
25	Hodoval, Pavel	36	U	P	Min	65	0	12.56	5.1752	41.3127	55.08 %
26	Škop, Ctirad	130	U	P	Min	55	0	10.77	5.1068	40.7668	54.36 %
27	Vielhaber, Günther	158	U	P	Min	73	0	14.43	5.0589	40.3846	53.85 %
28	Najmonová, Hana	84	U	P	Min	70	10	11.95	5.0209	40.0814	53.44 %
29	Svojanovský, Daniel	146	U	P	Min	55	0	11.02	4.9909	39.8419	53.12 %
30	Růžička, Milan	116	U	P	Min	67	0	14.99	4.4696	35.6806	47.57 %
31	Šurý, Petr	142	U	P	Min	71	0	16.25	4.3692	34.8790	46.51 %
32	Polách, Josef	103	U	P	Min	69	0	16.79	4.1096	32.8063	43.74 %

33	Kužel, Zdeněk	65	U	P	Min	52	20	7.81	4.0973	32.7083	43.61 %
34	Slivečka, Zdeněk	133	U	P	Min	57	0	14.09	4.0454	32.2941	43.06 %
35	Vančura, Jan	156	U	P	Min	64	10	13.56	3.9823	31.7902	42.39 %
36	Valvoda, Marek	153	U	P	Min	59	20	10.08	3.8690	30.8861	41.18 %
37	Poláchová, Lucie	104	U	P	Min	61	0	15.90	3.8365	30.6261	40.83 %
38	Seiberl, Thomas	122	U	P	Min	67	0	18.03	3.7160	29.6646	39.55 %
39	Rajman, Jiří	109	U	P	Min	62	10	14.36	3.6212	28.9074	38.54 %
40	Váňa st., Jindřich	155	U	P	Min	67	0	19.33	3.4661	27.6696	36.89 %
41	Štěpánová, Martina	139	U	P	Min	67	0	20.55	3.2603	26.0269	34.70 %
42	Rinke, Wilfried	113	U	P	Min	61	30	10.54	2.9412	23.4790	31.31 %
43	(DQ) Hochholdinger, Walter	GRAUFELL	U	P	Min						

Stage Results - Production Optics

Place	Name	No.	Class	Div	PF	Points	Pen	Time	Hit Factor	Stage Pts	Stage %
1	Maděránek, Radim	75	U	PO	Min	67	0	6.87	9.7525	75.0000	100.00 %
2	Barancik, Ivan	2	U	PO	Min	75	0	8.78	8.5421	65.6916	87.59 %
3	Hrnčiarik, Andrej	39	U	PO	Min	71	0	8.33	8.5234	65.5476	87.40 %
4	Meissner, Martin	78	U	PO	Min	63	0	10.09	6.2438	48.0167	64.02 %
5	Chalupa, Cyril	14	U	PO	Min	75	0	13.13	5.7121	43.9278	58.57 %
6	Kindl, Thomas	53	U	PO	Min	71	0	17.12	4.1472	31.8932	42.52 %

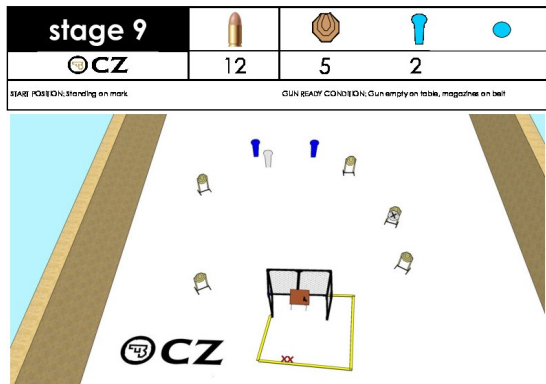
Stage Results - Standard

Place	Name	No.	Class	Div	PF	Points	Pen	Time	Hit Factor	Stage Pts	Stage %
1	Liehne, Zdeněk	71	U	S	Maj	70	0	7.57	9.2470	75.0000	100.00 %
2	Rakušan, Josef	110	U	S	Maj	71	0	7.99	8.8861	72.0727	96.10 %
3	Znamenacek, Petr	170	U	S	Maj	72	0	8.18	8.8020	71.3902	95.19 %
4	Kadlčík, Karel	45	U	S	Min	71	0	8.41	8.4423	68.4733	91.30 %
5	Hořínek, Miloš	38	U	S	Maj	73	0	9.04	8.0752	65.4958	87.33 %
6	Kašpar, Jiří	50	U	S	Min	67	0	8.46	7.9196	64.2338	85.65 %
7	Mikes, Filip	81	U	S	Maj	71	0	9.35	7.5936	61.5894	82.12 %
8	Fiala, Jan	22	U	S	Min	63	0	9.11	6.9155	56.0895	74.79 %
9	Glos, Stanislav	28	U	S	Min	65	0	9.42	6.9002	55.9657	74.62 %
10	Kašpar, Josef	51	U	S	Min	63	0	9.20	6.8478	55.5408	74.05 %
11	Ladič, Tibor	66	U	S	Min	71	0	10.55	6.7299	54.5840	72.78 %
12	Precanova, Marketa	106	U	S	Min	65	0	10.24	6.3477	51.4840	68.65 %
13	Jašek, František	43	U	S	Min	71	0	11.54	6.1525	49.9013	66.54 %
14	Elstner, Marek	20	U	S	Min	63	0	10.36	6.0811	49.3219	65.76 %
15	Sevcik, Jan	126	U	S	Min	63	0	10.75	5.8605	47.5326	63.38 %
16	Hudeček, František	41	U	S	Min	61	0	10.50	5.8095	47.1194	62.83 %
17	Marek, Tomas	76	U	S	Min	71	0	12.53	5.6664	45.9586	61.28 %
18	Fiala Jr., Jan	23	U	S	Min	67	0	11.95	5.6067	45.4743	60.63 %
19	Šindler, Hynek	128	U	S	Min	67	0	12.16	5.5099	44.6890	59.59 %
20	Batěk, Jarda	4	U	S	Min	69	0	12.70	5.4331	44.0661	58.75 %
21	Hochholdinger, Christa	34	U	S	Maj	63	10	9.76	5.4303	44.0438	58.73 %
22	Grohol, Radim	29	U	S	Min	65	0	11.97	5.4302	44.0431	58.72 %
23	Vostrý, Jiří	160	U	S	Min	69	0	12.85	5.3696	43.5517	58.07 %
24	Šoustar, Ivo	136	U	S	Maj	62	10	9.78	5.3170	43.1245	57.50 %
25	Plch, Josef	100	U	S	Min	71	0	13.37	5.3104	43.0711	57.43 %
26	Šimeček, Jiří	127	U	S	Min	67	0	12.67	5.2881	42.8901	57.19 %
27	Janošek, Dušan	42	U	S	Min	63	0	11.98	5.2588	42.6523	56.87 %
28	Tischlerová, Markéta	149	U	S	Maj	68	0	13.23	5.1398	41.6877	55.58 %
29	Vrábel, Lukáš	161	U	S	Min	69	10	11.52	5.1215	41.5392	55.39 %
30	Václavík, Jaroslav	152	U	S	Maj	67	0	13.31	5.0338	40.8278	54.44 %
31	Dvořák, Petr	19	U	S	Min	61	0	12.32	4.9513	40.1586	53.54 %
32	Gazda, David	26	U	S	Min	59	0	12.38	4.7658	38.6536	51.54 %
33	Kukula, Otto	64	U	S	Min	67	0	14.07	4.7619	38.6224	51.50 %
34	Kubik, Karel Jr.	62	U	S	Min	59	0	12.57	4.6937	38.0694	50.76 %
35	Komínek, Jiří	55	U	S	Maj	67	10	12.24	4.6569	37.7705	50.36 %

36	Liehne, Irena	69	U	S	Min	65	10	11.91	4.6180	37.4550	49.94 %
37	David, Jaroslav	17	U	S	Min	60	10	10.88	4.5956	37.2735	49.70 %
38	Halama, Petr	30	U	S	Min	57	0	12.65	4.5059	36.5463	48.73 %
39	Entler, Tomáš	21	U	S	Min	61	0	14.37	4.2450	34.4296	45.91 %
40	Horáčková, Anna	37	U	S	Min	65	0	15.43	4.2126	34.1670	45.56 %
41	Sixta, Bedřich	129	U	S	Min	69	0	16.73	4.1243	33.4512	44.60 %
42	Konvičný, Lumír	57	U	S	Min	67	0	16.55	4.0483	32.8349	43.78 %
43	Geringer, Thomas	6	U	S	Min	68	10	14.40	4.0278	32.6682	43.56 %
44	Friedl, Roman	24	U	S	Min	65	10	13.78	3.9913	32.3722	43.16 %
45	Konvičná, Ružena	56	U	S	Min	71	0	18.37	3.8650	31.3479	41.80 %
46	Král, Dalibor	60	U	S	Min	56	20	10.00	3.6000	29.1986	38.93 %
47	Švrčková, Věra	147	U	S	Min	59	0	18.59	3.1737	25.7414	34.32 %
48	Slováček, Pavel	134	U	S	Min	54	10	14.17	3.1052	25.1850	33.58 %
49	Hübner, Luboš	40	U	S	Min	48	10	15.41	2.4659	20.0005	26.67 %
50	Kubík, Karel	63	U	S	Maj	0	0	0.00	0.0000	0.0000	0.00 %

Generated by PractiScore for Android (1.7.10 samsung) at 2021-06-07 16:02 +0200

CZ Champions Cup 2020 - FINAL - Stage 9 - 2021-06-05



Stage Results - Classic

Place	Name	No.	Class	Div	PF	Points	Pen	Time	Hit Factor	Stage Pts	Stage %
1	Jedlička, Jiří	44	U	C	Min	60	0	12.18	4.9261	60.0000	100.00 %

Stage Results - Open

Place	Name	No.	Class	Div	PF	Points	Pen	Time	Hit Factor	Stage Pts	Stage %
1	Šebo, Robin	121	U	O	Maj	58	0	7.71	7.5227	60.0000	100.00 %
2	NAVRÁTIL, Martin	85	U	O	Maj	58	0	8.21	7.0646	56.3459	93.91 %
3	Havlíček, Miroslav	31	U	O	Maj	58	0	8.28	7.0048	55.8696	93.12 %
4	Novotný, Jaroslav	94	U	O	Maj	59	0	9.73	6.0637	48.3634	80.61 %
5	Glac, Martin	27	U	O	Maj	56	0	9.50	5.8947	47.0156	78.36 %
6	Šebo, Petr	120	U	O	Maj	58	0	10.01	5.7942	46.2138	77.02 %
7	Šerá, Martina	123	U	O	Maj	57	0	10.12	5.6324	44.9233	74.87 %
8	Šerý, Jiří	125	U	O	Maj	59	0	10.82	5.4529	43.4913	72.49 %
9	Běhal, Jiří	5	U	O	Maj	58	10	9.10	5.2747	42.0705	70.12 %
10	Richter, Petr	112	U	O	Maj	58	0	11.19	5.1832	41.3405	68.90 %
11	Šustrová, Kateřina	144	U	O	Maj	55	0	10.71	5.1354	40.9591	68.27 %
12	Samek, Petr	118	U	O	Maj	57	0	11.42	4.9912	39.8095	66.35 %
13	Novotná, Natálie	93	U	O	Maj	59	0	12.68	4.6530	37.1117	61.85 %
14	Žáček, Milan	164	U	O	Maj	60	0	13.79	4.3510	34.7028	57.84 %
15	Praschinger, Edgar	105	U	O	Maj	56	10	11.16	4.1219	32.8754	54.79 %
16	Šerá, Michaela	124	U	O	Maj	50	10	14.80	2.7027	21.5564	35.93 %

Stage Results - PCC

Place	Name	No.	Class	Div	PF	Points	Pen	Time	Hit Factor	Stage Pts	Stage %
1	Žeňčár, Pavol	169	D	PCC	Min	58	0	8.04	7.2139	60.0000	100.00 %
2	Bindik, Franta	7	D	PCC	Min	60	0	8.36	7.1770	59.6931	99.49 %
3	Vinduška, Václav	159	D	PCC	Min	56	0	8.61	6.5041	54.0959	90.16 %
4	Slavík, Daniel	131	D	PCC	Min	54	0	8.37	6.4516	53.6596	89.43 %
5	Vysloužil, Tomáš	162	D	PCC	Min	56	0	9.18	6.1002	50.7370	84.56 %
6	Mach, Lukáš	73	D	PCC	Min	56	0	9.35	5.9893	49.8145	83.02 %
7	Rataj, Jan	111	D	PCC	Min	58	0	9.70	5.9794	49.7320	82.89 %
8	Sudek, Lukáš	141	D	PCC	Min	54	0	9.09	5.9406	49.4094	82.35 %
9	Synek, Miloš	148	D	PCC	Min	54	0	9.18	5.8824	48.9249	81.54 %
10	Peša, Jaroslav	98	D	PCC	Min	58	0	9.99	5.8058	48.2883	80.48 %
11	Heglas, Jakub	32	D	PCC	Min	58	0	10.11	5.7369	47.7151	79.53 %
12	Maska, Richard	77	D	PCC	Min	58	0	10.13	5.7256	47.6209	79.37 %
13	Karlin, Marcus	49	D	PCC	Min	54	0	9.54	5.6604	47.0787	78.46 %
14	Kopřiva, Martin	58	D	PCC	Min	58	0	10.38	5.5877	46.4740	77.46 %
15	Luža, Jaroslav	72	D	PCC	Min	56	0	10.03	5.5833	46.4372	77.40 %
16	Svoboda, Jiří	145	D	PCC	Min	56	0	10.07	5.5611	46.2528	77.09 %
17	Pevek, Markus	99	D	PCC	Min	56	0	10.10	5.5446	46.1154	76.86 %

18	Bouda, Lukáš	8	D	PCC	Min	58	0	10.53	5.5081	45.8120	76.35 %
19	Kubáč, Vítězslav	61	D	PCC	Min	56	0	10.25	5.4634	45.4405	75.73 %
20	Tomaščin, Andrej	151	D	PCC	Min	56	0	10.33	5.4211	45.0886	75.15 %
21	Waldschütz, Wolfgang	163	D	PCC	Min	54	0	10.13	5.3307	44.3367	73.89 %
22	Rozehnal, Pavel	115	D	PCC	Min	58	0	10.93	5.3065	44.1354	73.56 %
23	Cimbůrek, Lukáš	16	D	PCC	Min	58	0	10.97	5.2871	43.9745	73.29 %
24	Spanhelova, Tereza	137	D	PCC	Min	56	10	9.04	5.0885	42.3222	70.54 %
25	Stundner, David	140	D	PCC	Min	60	0	11.83	5.0719	42.1838	70.31 %
26	Korecký, Jan	59	D	PCC	Min	54	0	11.37	4.7493	39.5014	65.84 %
27	Plzák, Jiří	102	D	PCC	Min	58	0	12.57	4.6142	38.3771	63.96 %
28	Ladisich, Robert	67	D	PCC	Min	58	0	12.85	4.5136	37.5409	62.57 %
29	Meleš, Radovan	79	D	PCC	Min	60	0	13.40	4.4776	37.2414	62.07 %
30	Plzák, Jan	101	D	PCC	Min	56	0	12.74	4.3956	36.5593	60.93 %
31	Novotna, Marta	92	D	PCC	Min	48	0	10.96	4.3796	36.4259	60.71 %
32	Toman, Petr	150	D	PCC	Min	60	0	13.97	4.2949	35.7219	59.54 %
33	Žolnay, Pavol	171	D	PCC	Min	53	10	10.23	4.2033	34.9601	58.27 %
34	Radkovič, Michal	108	D	PCC	Min	58	10	11.59	4.1415	34.4459	57.41 %
35	Kastl, Christoph	52	D	PCC	Min	54	0	13.11	4.1190	34.2587	57.10 %
36	Zalejský, Rostislav	166	D	PCC	Min	56	0	13.71	4.0846	33.9727	56.62 %
37	Musil, Eduard	83	D	PCC	Min	56	0	14.54	3.8514	32.0334	53.39 %
38	Bartoš, Richard	3	D	PCC	Min	54	0	14.55	3.7113	30.8681	51.45 %
39	Ladisich, Sonja	68	D	PCC	Min	56	0	18.59	3.0124	25.0546	41.76 %
40	Zalejská, Draha	165	D	PCC	Min	50	0	19.31	2.5893	21.5361	35.89 %
41	Šustr, Miloš	143	D	PCC	Min	5	170	16.89	0.0000	0.0000	0.00 %

Stage Results - Production

Place	Name	No.	Class	Div	PF	Points	Pen	Time	Hit Factor	Stage Pts	Stage %
1	Štěpán, Michal	138	U	P	Min	58	0	8.88	6.5315	60.0000	100.00 %
2	Liehne, Jan	70	U	P	Min	56	0	9.30	6.0215	55.3148	92.19 %
3	Cehelský, Petr	12	U	P	Min	60	0	10.57	5.6764	52.1450	86.91 %
4	Němeček, Zdeněk	88	U	P	Min	60	0	10.70	5.6075	51.5114	85.85 %
5	DOLEZAL, Philipp	18	U	P	Min	56	0	10.24	5.4688	50.2371	83.73 %
6	Zapletal, Miroslav	167	U	P	Min	58	0	10.62	5.4614	50.1695	83.62 %
7	Zemčík, Jan	168	U	P	Min	58	0	10.97	5.2871	48.5688	80.95 %
8	Gabriel, Jiří	25	U	P	Min	58	0	11.55	5.0216	46.1299	76.88 %
9	Najmonová, Hana	84	U	P	Min	60	0	11.99	5.0042	45.9693	76.62 %
10	Brázda, Robert	9	U	P	Min	58	0	11.70	4.9573	45.5385	75.90 %
11	Nepraš, David	89	U	P	Min	54	0	10.90	4.9541	45.5096	75.85 %
12	Škop, Ctirad	130	U	P	Min	58	0	11.71	4.9530	45.4996	75.83 %
13	Kaprál, Vojtěch	48	U	P	Min	56	0	11.51	4.8653	44.6940	74.49 %
14	Valvoda, Marek	153	U	P	Min	54	0	11.23	4.8085	44.1723	73.62 %
15	Ščepko, Samuel	173	U	P	Min	54	0	11.24	4.8043	44.1330	73.56 %
16	Němcová, Petra	86	U	P	Min	58	0	12.10	4.7934	44.0331	73.39 %
17	Šneberger, Jakub	135	U	P	Min	60	0	12.55	4.7809	43.9181	73.20 %
18	Prokop, Jan	107	U	P	Min	52	0	10.95	4.7489	43.6240	72.71 %
19	Balej, Zdeněk	1	U	P	Min	56	0	11.85	4.7257	43.4116	72.35 %
20	Černý, Lubomír	13	U	P	Min	56	0	11.94	4.6901	43.0844	71.81 %
21	Kala, Jakub	47	U	P	Min	60	10	11.42	4.3783	40.2198	67.03 %
22	Svojanovský, Daniel	146	U	P	Min	50	0	11.54	4.3328	39.8016	66.34 %
23	Váňa, Jindřich	154	U	P	Min	58	0	13.55	4.2804	39.3210	65.54 %
24	Šamalík, Josef	117	U	P	Min	56	0	13.33	4.2011	38.5917	64.32 %
25	Němec, Luboš	87	U	P	Min	52	0	12.82	4.0562	37.2607	62.10 %
26	Neumann, Michal	90	U	P	Min	52	0	12.98	4.0062	36.8014	61.34 %
27	Vančura, Jan	156	U	P	Min	54	0	13.70	3.9416	36.2084	60.35 %
28	Štěpánová, Martina	139	U	P	Min	56	0	14.21	3.9409	36.2018	60.34 %
29	Růžička, Milan	116	U	P	Min	56	0	14.28	3.9216	36.0243	60.04 %
30	Vielhaber, Günther	158	U	P	Min	56	0	15.25	3.6721	33.7330	56.22 %
31	Polách, Josef	103	U	P	Min	50	0	13.95	3.5842	32.9255	54.88 %
32	Šurý, Petr	142	U	P	Min	54	0	15.46	3.4929	32.0864	53.48 %

33	Rinke, Wilfried	113	U	P	Min	58	0	17.27	3.3584	30.8512	51.42 %
34	Poláčková, Lucie	104	U	P	Min	48	0	14.66	3.2742	30.0776	50.13 %
35	Slíva, Tomáš	132	U	P	Min	58	0	17.84	3.2511	29.8655	49.78 %
36	Rajman, Jiří	109	U	P	Min	53	10	14.86	2.8937	26.5819	44.30 %
37	Kužel, Zdeněk	65	U	P	Min	51	20	11.26	2.7531	25.2906	42.15 %
38	Hodoval, Pavel	36	U	P	Min	49	20	11.20	2.5893	23.7857	39.64 %
39	Chernobai, Valentina	15	U	P	Min	48	0	20.60	2.3301	21.4048	35.67 %
40	Seiberl, Thomas	122	U	P	Min	53	10	20.83	2.0643	18.9634	31.61 %
41	Váňa st., Jindřich	155	U	P	Min	52	10	34.58	1.2146	11.1573	18.60 %
42	Slivečka, Zdeněk	133	U	P	Min	45	10	30.26	1.1566	10.6252	17.71 %
43	(DQ) Hochholdinger, Walter	GRAUFELL	U	P	Min						

Stage Results - Production Optics

Place	Name	No.	Class	Div	PF	Points	Pen	Time	Hit Factor	Stage Pts	Stage %
1	Hrnčiarik, Andrej	39	U	PO	Min	56	0	9.33	6.0021	60.0000	100.00 %
2	Meissner, Martin	78	U	PO	Min	56	0	10.04	5.5777	55.7570	92.93 %
3	Maděránek, Radim	75	U	PO	Min	56	0	10.85	5.1613	51.5945	85.99 %
4	Barancik, Ivan	2	U	PO	Min	58	0	12.19	4.7580	47.5630	79.27 %
5	Chalupa, Cyril	14	U	PO	Min	58	0	13.15	4.4106	44.0907	73.48 %
6	Kindl, Thomas	53	U	PO	Min	60	0	13.94	4.3042	43.0262	71.71 %

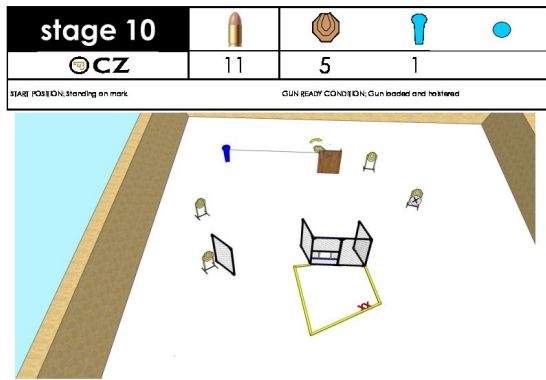
Stage Results - Standard

Place	Name	No.	Class	Div	PF	Points	Pen	Time	Hit Factor	Stage Pts	Stage %
1	Rakušan, Josef	110	U	S	Maj	58	0	8.58	6.7599	60.0000	100.00 %
2	Liehne, Zdeněk	71	U	S	Maj	60	0	9.12	6.5789	58.3938	97.32 %
3	Znamenacek, Petr	170	U	S	Maj	58	0	8.88	6.5315	57.9730	96.62 %
4	Kadlčík, Karel	45	U	S	Min	56	0	9.75	5.7436	50.9793	84.97 %
5	Hořínek, Miloš	38	U	S	Maj	59	0	10.87	5.4278	48.1763	80.29 %
6	Kašpar, Jiří	50	U	S	Min	52	0	9.75	5.3333	47.3379	78.90 %
7	Hochholdinger, Christa	34	U	S	Maj	53	0	10.04	5.2789	46.8547	78.09 %
8	Šoustar, Ivo	136	U	S	Maj	59	0	11.29	5.2259	46.3840	77.31 %
9	Elstner, Marek	20	U	S	Min	56	0	11.19	5.0045	44.4190	74.03 %
10	Precanova, Marketa	106	U	S	Min	56	0	11.23	4.9866	44.2608	73.77 %
11	Glos, Stanislav	28	U	S	Min	60	0	12.17	4.9302	43.7594	72.93 %
12	Gazda, David	26	U	S	Min	56	0	11.37	4.9252	43.7158	72.86 %
13	Kašpar, Josef	51	U	S	Min	48	0	9.82	4.8880	43.3851	72.31 %
14	Jašek, František	43	U	S	Min	56	0	11.48	4.8780	43.2969	72.16 %
15	Halama, Petr	30	U	S	Min	56	0	12.03	4.6550	41.3174	68.86 %
16	Vrábel, Lukáš	161	U	S	Min	58	0	12.46	4.6549	41.3162	68.86 %
17	Geringer, Thomas	6	U	S	Min	58	0	12.49	4.6437	41.2170	68.69 %
18	Komínek, Jiří	55	U	S	Maj	56	0	12.15	4.6091	40.9093	68.18 %
19	Šimeček, Jiří	127	U	S	Min	56	0	12.15	4.6091	40.9093	68.18 %
20	Grohol, Radim	29	U	S	Min	50	0	11.04	4.5290	40.1987	67.00 %
21	Liehne, Irena	69	U	S	Min	60	0	13.27	4.5215	40.1320	66.89 %
22	Dvořák, Petr	19	U	S	Min	54	0	12.01	4.4963	39.9081	66.51 %
23	Kubik, Karel Jr.	62	U	S	Min	56	0	12.81	4.3716	38.8016	64.67 %
24	Vostrý, Jiří	160	U	S	Min	56	0	12.85	4.3580	38.6808	64.47 %
25	Friedl, Roman	24	U	S	Min	58	0	13.37	4.3381	38.5041	64.17 %
26	Plch, Josef	100	U	S	Min	52	0	12.28	4.2345	37.5851	62.64 %
27	Entler, Tomáš	21	U	S	Min	56	0	13.44	4.1667	36.9828	61.64 %
28	Horáčková, Anna	37	U	S	Min	56	0	13.49	4.1512	36.8457	61.41 %
29	Sevcik, Jan	126	U	S	Min	52	0	12.54	4.1467	36.8058	61.34 %
30	Batěk, Jarda	4	U	S	Min	52	0	12.81	4.0593	36.0300	60.05 %
31	Král, Dalibor	60	U	S	Min	52	0	12.89	4.0341	35.8064	59.68 %
32	Hudeček, František	41	U	S	Min	54	0	13.66	3.9531	35.0876	58.48 %
33	Janošek, Dušan	42	U	S	Min	50	0	12.71	3.9339	34.9168	58.19 %
34	Marek, Tomas	76	U	S	Min	50	0	13.04	3.8344	34.0332	56.72 %
35	Tischlerová, Markéta	149	U	S	Maj	55	0	14.45	3.8062	33.7836	56.31 %

36	Sixta, Bedřich	129	U	S	Min	54	0	15.06	3.5857	31.8258	53.04 %
37	Fiala Jr., Jan	23	U	S	Min	50	0	14.38	3.4771	30.8618	51.44 %
38	Šindler, Hynek	128	U	S	Min	54	10	12.73	3.4564	30.6785	51.13 %
39	Mikes, Filip	81	U	S	Maj	50	10	11.62	3.4423	30.5537	50.92 %
40	Konvičný, Lumír	57	U	S	Min	56	0	16.38	3.4188	30.3448	50.57 %
41	Kukula, Otto	64	U	S	Min	56	0	17.27	3.2426	28.7810	47.97 %
42	Konvičná, Ružena	56	U	S	Min	56	0	17.35	3.2277	28.6483	47.75 %
43	Ladič, Tibor	66	U	S	Min	52	10	13.08	3.2110	28.5005	47.50 %
44	Slováček, Pavel	134	U	S	Min	56	0	18.17	3.0820	27.3554	45.59 %
45	David, Jaroslav	17	U	S	Min	42	0	13.79	3.0457	27.0331	45.06 %
46	Švrčková, Věra	147	U	S	Min	52	0	21.13	2.4610	21.8431	36.41 %
47	Hübner, Luboš	40	U	S	Min	46	0	18.90	2.4339	21.6026	36.00 %
48	Fiala, Jan	22	U	S	Min	51	10	19.81	2.0697	18.3700	30.62 %
49	Kubík, Karel	63	U	S	Maj	0	0	0.00	0.0000	0.0000	0.00 %
50	Václavík, Jaroslav	152	U	S	Maj	38	70	9.19	0.0000	0.0000	0.00 %

Generated by PractiScore for Android (1.7.10 samsung) at 2021-06-07 16:03 +0200

CZ Champions Cup 2020 - FINAL - Stage 10 - 2021-06-05



Stage Results - Classic

Place	Name	No.	Class	Div	PF	Points	Pen	Time	Hit Factor	Stage Pts	Stage %
1	Jedlička, Jiří	44	U	C	Min	51	0	11.02	4.6279	55.0000	100.00 %

Stage Results - Open

Place	Name	No.	Class	Div	PF	Points	Pen	Time	Hit Factor	Stage Pts	Stage %
1	Havlíček, Miroslav	31	U	O	Maj	54	0	6.36	8.4906	55.0000	100.00 %
2	Běhal, Jiří	5	U	O	Maj	49	0	6.73	7.2808	47.1636	85.75 %
3	Šustrová, Kateřina	144	U	O	Maj	54	0	7.63	7.0773	45.8453	83.36 %
4	Šebo, Petr	120	U	O	Maj	51	0	7.54	6.7639	43.8152	79.66 %
5	Šebo, Robin	121	U	O	Maj	46	0	6.83	6.7350	43.6278	79.32 %
6	Šerá, Martina	123	U	O	Maj	53	0	8.09	6.5513	42.4379	77.16 %
7	Richter, Petr	112	U	O	Maj	51	0	7.86	6.4885	42.0314	76.42 %
8	Šerý, Jiří	125	U	O	Maj	52	0	8.13	6.3961	41.4323	75.33 %
9	NAVRÁTIL, Martin	85	U	O	Maj	50	0	8.10	6.1728	39.9863	72.70 %
10	Samek, Petr	118	U	O	Maj	53	0	8.72	6.0780	39.3718	71.59 %
11	Novotný, Jaroslav	94	U	O	Maj	47	10	6.85	5.4015	34.9895	63.62 %
12	Šerá, Michaela	124	U	O	Maj	50	0	9.60	5.2083	33.7384	61.34 %
13	Glac, Martin	27	U	O	Maj	55	0	10.57	5.2034	33.7065	61.28 %
14	Novotná, Natálie	93	U	O	Maj	53	0	11.28	4.6986	30.4364	55.34 %
15	Praschinger, Edgar	105	U	O	Maj	46	10	8.19	4.3956	28.4737	51.77 %
16	Žáček, Milan	164	U	O	Maj	47	10	9.89	3.7412	24.2344	44.06 %

Stage Results - PCC

Place	Name	No.	Class	Div	PF	Points	Pen	Time	Hit Factor	Stage Pts	Stage %
1	Karlin, Marcus	49	D	PCC	Min	55	0	6.95	7.9137	55.0000	100.00 %
2	Ženčár, Pavol	169	D	PCC	Min	49	0	6.21	7.8905	54.8390	99.71 %
3	Maska, Richard	77	D	PCC	Min	51	0	6.53	7.8101	54.2802	98.69 %
4	Synek, Miloš	148	D	PCC	Min	51	0	6.64	7.6807	53.3810	97.06 %
5	Sudek, Lukáš	141	D	PCC	Min	45	0	6.16	7.3052	50.7711	92.31 %
6	Vinduška, Václav	159	D	PCC	Min	49	0	6.74	7.2700	50.5267	91.87 %
7	Rataj, Jan	111	D	PCC	Min	51	0	7.15	7.1329	49.5734	90.13 %
8	Rozehnal, Pavel	115	D	PCC	Min	51	0	7.33	6.9577	48.3561	87.92 %
9	Bindik, Franta	7	D	PCC	Min	47	0	7.01	6.7047	46.5977	84.72 %
10	Žolnay, Pavol	171	D	PCC	Min	47	0	7.04	6.6761	46.3991	84.36 %
11	Novotna, Marta	92	D	PCC	Min	53	0	7.95	6.6667	46.3333	84.24 %
12	Heglas, Jakub	32	D	PCC	Min	49	0	7.42	6.6038	45.8962	83.45 %
13	Waldschütz, Wolfgang	163	D	PCC	Min	51	0	7.93	6.4313	44.6974	81.27 %
14	Spanhelova, Tereza	137	D	PCC	Min	53	0	8.40	6.3095	43.8512	79.73 %
15	Vysloužil, Tomáš	162	D	PCC	Min	43	0	6.85	6.2774	43.6277	79.32 %
16	Kubáč, Vítězslav	61	D	PCC	Min	49	0	7.95	6.1635	42.8365	77.88 %
17	Mach, Lukáš	73	D	PCC	Min	41	0	6.75	6.0741	42.2148	76.75 %

18	Svoboda, Jiří	145	D	PCC	Min	51	0	8.45	6.0355	41.9467	76.27 %
19	Kastl, Christoph	52	D	PCC	Min	55	0	9.34	5.8887	40.9261	74.41 %
20	Peša, Jaroslav	98	D	PCC	Min	47	0	8.08	5.8168	40.4270	73.50 %
21	Plzák, Jiří	102	D	PCC	Min	53	0	9.12	5.8114	40.3893	73.44 %
22	Stundner, David	140	D	PCC	Min	51	0	8.97	5.6856	39.5151	71.85 %
23	Kopřiva, Martin	58	D	PCC	Min	47	0	8.28	5.6763	39.4505	71.73 %
24	Musil, Eduard	83	D	PCC	Min	47	0	8.28	5.6763	39.4505	71.73 %
25	Korecký, Jan	59	D	PCC	Min	47	0	8.37	5.6153	39.0263	70.96 %
26	Slavík, Daniel	131	D	PCC	Min	37	0	6.60	5.6061	38.9621	70.84 %
27	Pevek, Markus	99	D	PCC	Min	47	0	8.48	5.5425	38.5200	70.04 %
28	Ladisich, Robert	67	D	PCC	Min	51	0	9.21	5.5375	38.4853	69.97 %
29	Tomaščin, Andrej	151	D	PCC	Min	53	10	8.04	5.3483	37.1704	67.58 %
30	Bouda, Lukáš	8	D	PCC	Min	45	0	8.51	5.2879	36.7509	66.82 %
31	Cimbůrek, Lukáš	16	D	PCC	Min	51	0	9.68	5.2686	36.6167	66.58 %
32	Plzák, Jan	101	D	PCC	Min	45	0	8.67	5.1903	36.0727	65.59 %
33	Bartoš, Richard	3	D	PCC	Min	49	0	9.91	4.9445	34.3643	62.48 %
34	Zalejský, Rostislav	166	D	PCC	Min	43	0	8.81	4.8808	33.9217	61.68 %
35	Radkovič, Michal	108	D	PCC	Min	48	10	8.20	4.6341	32.2073	58.56 %
36	Meleš, Radovan	79	D	PCC	Min	46	10	8.82	4.0816	28.3673	51.58 %
37	Zalejská, Draha	165	D	PCC	Min	51	0	12.84	3.9720	27.6051	50.19 %
38	Luža, Jaroslav	72	D	PCC	Min	42	10	8.14	3.9312	27.3219	49.68 %
39	Toman, Petr	150	D	PCC	Min	47	0	12.08	3.8907	27.0406	49.16 %
40	Ladisich, Sonja	68	D	PCC	Min	49	0	13.16	3.7234	25.8777	47.05 %
41	Šustr, Miloš	143	D	PCC	Min	0	0	0.00	0.0000	0.0000	0.00 %

Stage Results - Production

Place	Name	No.	Class	Div	PF	Points	Pen	Time	Hit Factor	Stage Pts	Stage %
1	Štěpán, Michal	138	U	P	Min	49	0	6.38	7.6803	55.0000	100.00 %
2	Kužel, Zdeněk	65	U	P	Min	45	0	7.07	6.3649	45.5806	82.87 %
3	Slíva, Tomáš	132	U	P	Min	55	0	8.68	6.3364	45.3764	82.50 %
4	Cehelský, Petr	12	U	P	Min	51	0	8.11	6.2885	45.0336	81.88 %
5	Kala, Jakub	47	U	P	Min	53	0	8.52	6.2207	44.5475	81.00 %
6	Gabriel, Jiří	25	U	P	Min	53	0	8.53	6.2134	44.4953	80.90 %
7	Ščepko, Samuel	173	U	P	Min	49	0	7.93	6.1791	44.2497	80.45 %
8	Liehne, Jan	70	U	P	Min	49	0	8.09	6.0569	43.3745	78.86 %
9	Němeček, Zdeněk	88	U	P	Min	47	0	8.20	5.7317	41.0460	74.63 %
10	Šamalík, Josef	117	U	P	Min	49	0	8.75	5.6000	40.1029	72.91 %
11	Zapletal, Miroslav	167	U	P	Min	51	0	9.13	5.5860	40.0025	72.73 %
12	Brázda, Robert	9	U	P	Min	49	0	8.96	5.4687	39.1629	71.21 %
13	Černý, Lubomír	13	U	P	Min	49	0	8.96	5.4687	39.1629	71.21 %
14	Němec, Luboš	87	U	P	Min	47	0	8.73	5.3837	38.5541	70.10 %
15	Neumann, Michal	90	U	P	Min	47	0	8.78	5.3531	38.3346	69.70 %
16	Balej, Zdeněk	1	U	P	Min	53	0	9.96	5.3213	38.1069	69.29 %
17	Prokop, Jan	107	U	P	Min	45	0	8.52	5.2817	37.8234	68.77 %
18	DOLEZAL, Philipp	18	U	P	Min	51	0	9.85	5.1777	37.0784	67.42 %
19	Šneberger, Jakub	135	U	P	Min	51	0	9.86	5.1724	37.0408	67.35 %
20	Němcová, Petra	86	U	P	Min	53	0	10.67	4.9672	35.5712	64.67 %
21	Hodoval, Pavel	36	U	P	Min	41	0	8.37	4.8984	35.0789	63.78 %
22	Valvoda, Marek	153	U	P	Min	49	0	10.03	4.8853	34.9850	63.61 %
23	Vančura, Jan	156	U	P	Min	53	0	11.14	4.7576	34.0705	61.95 %
24	Růžička, Milan	116	U	P	Min	47	0	9.98	4.7094	33.7252	61.32 %
25	Šurý, Petr	142	U	P	Min	47	0	10.10	4.6535	33.3245	60.59 %
26	Vielhaber, Günther	158	U	P	Min	49	0	10.68	4.5880	32.8558	59.74 %
27	Zemčík, Jan	168	U	P	Min	53	0	11.68	4.5377	32.4953	59.08 %
28	Kaprál, Vojtěch	48	U	P	Min	47	0	10.75	4.3721	31.3095	56.93 %
29	Najmonová, Hana	84	U	P	Min	43	0	9.87	4.3566	31.1989	56.73 %
30	Nepraš, David	89	U	P	Min	39	0	9.24	4.2208	30.2259	54.96 %
31	Škop, Ctirad	130	U	P	Min	46	10	8.78	4.1002	29.3627	53.39 %
32	Rinke, Wilfried	113	U	P	Min	51	0	13.05	3.9080	27.9864	50.88 %

33	Svojanovský, Daniel	146	U	P	Min	49	10	10.08	3.8690	27.7071	50.38 %
34	Polách, Josef	103	U	P	Min	43	0	11.26	3.8188	27.3475	49.72 %
35	Váňa, Jindřich	154	U	P	Min	45	0	11.83	3.8039	27.2405	49.53 %
36	Chernobai, Valentina	15	U	P	Min	48	10	10.02	3.7924	27.1583	49.38 %
37	Rajman, Jiří	109	U	P	Min	48	10	11.80	3.2203	23.0616	41.93 %
38	Seiberl, Thomas	122	U	P	Min	45	0	14.47	3.1099	22.2706	40.49 %
39	Slivečka, Zdeněk	133	U	P	Min	46	10	11.86	3.0354	21.7373	39.52 %
40	Štěpánová, Martina	139	U	P	Min	46	10	12.17	2.9581	21.1836	38.52 %
41	Váňa st., Jindřich	155	U	P	Min	48	10	14.55	2.6117	18.7029	34.01 %
42	Poláčková, Lucie	104	U	P	Min	45	10	15.32	2.2846	16.3605	29.75 %
43	(DQ) Hochholdinger, Walter	GRAUFELL	U	P	Min						

Stage Results - Production Optics

Place	Name	No.	Class	Div	PF	Points	Pen	Time	Hit Factor	Stage Pts	Stage %
1	Barancik, Ivan	2	U	PO	Min	53	0	8.00	6.6250	55.0000	100.00 %
2	Hrnčiarik, Andrej	39	U	PO	Min	49	0	7.51	6.5246	54.1668	98.49 %
3	Meissner, Martin	78	U	PO	Min	53	0	8.71	6.0850	50.5166	91.85 %
4	Maděránek, Radim	75	U	PO	Min	42	10	6.55	4.8855	40.5588	73.74 %
5	Chalupa, Cyril	14	U	PO	Min	53	0	11.74	4.5145	37.4787	68.14 %
6	Kindl, Thomas	53	U	PO	Min	53	0	13.02	4.0707	33.7942	61.44 %

Stage Results - Standard

Place	Name	No.	Class	Div	PF	Points	Pen	Time	Hit Factor	Stage Pts	Stage %
1	Rakušan, Josef	110	U	S	Maj	54	0	7.02	7.6923	55.0000	100.00 %
2	Liehne, Zdeněk	71	U	S	Maj	54	0	7.11	7.5949	54.3038	98.73 %
3	Znamenacek, Petr	170	U	S	Maj	52	0	7.17	7.2524	51.8550	94.28 %
4	Kadlčík, Karel	45	U	S	Min	53	0	7.87	6.7344	48.1512	87.55 %
5	Kašpar, Jiří	50	U	S	Min	47	0	7.21	6.5187	46.6089	84.74 %
6	Mikes, Filip	81	U	S	Maj	50	0	7.93	6.3052	45.0820	81.97 %
7	Václavík, Jaroslav	152	U	S	Maj	53	0	8.64	6.1343	43.8600	79.75 %
8	Šoustar, Ivo	136	U	S	Maj	55	0	9.00	6.1111	43.6944	79.44 %
9	Hořínek, Miloš	38	U	S	Maj	47	0	7.71	6.0960	43.5863	79.25 %
10	Jašek, František	43	U	S	Min	51	0	8.42	6.0570	43.3076	78.74 %
11	Vrábel, Lukáš	161	U	S	Min	51	0	8.45	6.0355	43.1538	78.46 %
12	Komínek, Jiří	55	U	S	Maj	53	0	9.05	5.8564	41.8729	76.13 %
13	Šindler, Hynek	128	U	S	Min	49	0	8.97	5.4627	39.0580	71.01 %
14	Gazda, David	26	U	S	Min	45	0	8.27	5.4414	38.9057	70.74 %
15	Halama, Petr	30	U	S	Min	45	0	8.29	5.4282	38.8118	70.57 %
16	Kašpar, Josef	51	U	S	Min	51	0	9.58	5.3236	38.0637	69.21 %
17	Glos, Stanislav	28	U	S	Min	47	0	8.85	5.3107	37.9718	69.04 %
18	Marek, Tomas	76	U	S	Min	47	0	8.98	5.2339	37.4220	68.04 %
19	Precanova, Marketa	106	U	S	Min	47	0	8.99	5.2280	37.3804	67.96 %
20	Král, Dalibor	60	U	S	Min	49	0	9.39	5.2183	37.3110	67.84 %
21	Grohol, Radim	29	U	S	Min	51	0	10.16	5.0197	35.8907	65.26 %
22	Tischlerová, Markéta	149	U	S	Maj	53	0	10.63	4.9859	35.6491	64.82 %
23	Liehne, Irena	69	U	S	Min	55	0	11.14	4.9372	35.3007	64.18 %
24	Fiala, Jan	22	U	S	Min	47	0	9.78	4.8057	34.3609	62.47 %
25	Hudeček, František	41	U	S	Min	45	0	9.39	4.7923	34.2652	62.30 %
26	Šimeček, Jiří	127	U	S	Min	47	0	9.88	4.7571	34.0132	61.84 %
27	Kubík, Karel	63	U	S	Maj	49	10	8.28	4.7101	33.6775	61.23 %
28	Sevcik, Jan	126	U	S	Min	45	0	9.61	4.6826	33.4807	60.87 %
29	Kukula, Otto	64	U	S	Min	41	0	8.80	4.6591	33.3125	60.57 %
30	Konvičný, Lumír	57	U	S	Min	51	0	11.05	4.6154	33.0000	60.00 %
31	David, Jaroslav	17	U	S	Min	45	0	10.18	4.4204	31.6061	57.47 %
32	Entler, Tomáš	21	U	S	Min	45	0	10.45	4.3062	30.7895	55.98 %
33	Vostrý, Jiří	160	U	S	Min	49	0	11.46	4.2757	30.5716	55.58 %
34	Elstner, Marek	20	U	S	Min	41	0	9.63	4.2575	30.4413	55.35 %
35	Geringer, Thomas	6	U	S	Min	49	0	11.56	4.2388	30.3071	55.10 %

36	Friedl, Roman	24	U	S	Min	51	0	12.67	4.0253	28.7806	52.33 %
37	Ladič, Tibor	66	U	S	Min	44	10	8.51	3.9953	28.5664	51.94 %
38	Fiala Jr., Jan	23	U	S	Min	45	0	11.98	3.7563	26.8573	48.83 %
39	Hübner, Luboš	40	U	S	Min	43	0	11.48	3.7456	26.7814	48.69 %
40	Plich, Josef	100	U	S	Min	40	10	8.25	3.6364	26.0000	47.27 %
41	Konvičná, Ružena	56	U	S	Min	53	0	14.72	3.6005	25.7439	46.81 %
42	Sixta, Bedřich	129	U	S	Min	48	10	10.77	3.5283	25.2275	45.87 %
43	Horáčková, Anna	37	U	S	Min	43	0	12.34	3.4846	24.9149	45.30 %
44	Dvořák, Petr	19	U	S	Min	45	0	13.56	3.3186	23.7279	43.14 %
45	Batěk, Jarda	4	U	S	Min	44	10	10.61	3.2045	22.9123	41.66 %
46	Hochholdinger, Christa	34	U	S	Maj	44	20	8.05	2.9814	21.3168	38.76 %
47	Švrčková, Věra	147	U	S	Min	44	10	11.78	2.8862	20.6367	37.52 %
48	Janošek, Dušan	42	U	S	Min	45	20	8.80	2.8409	20.3125	36.93 %
49	Kubik, Karel Jr.	62	U	S	Min	38	10	10.90	2.5688	18.3670	33.39 %
50	Slováček, Pavel	134	U	S	Min	41	20	10.83	1.9391	13.8643	25.21 %

Generated by PractiScore for Android (1.7.10 samsung) at 2021-06-07 16:03 +0200